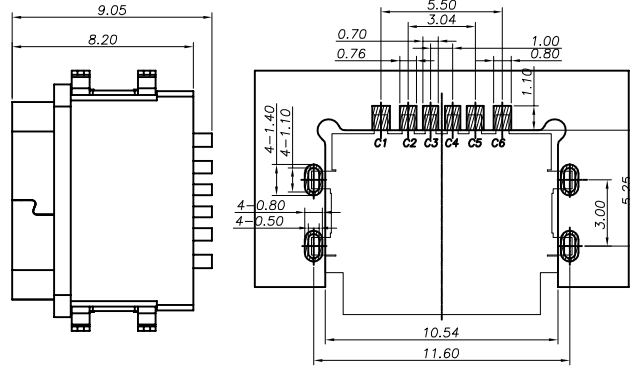
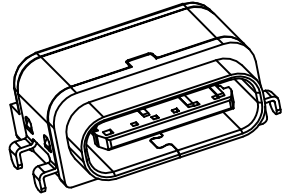
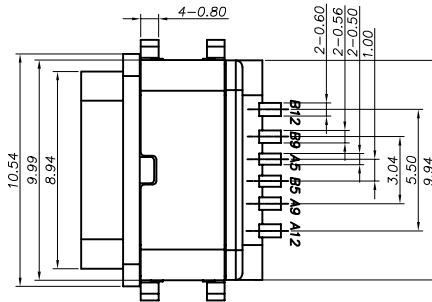
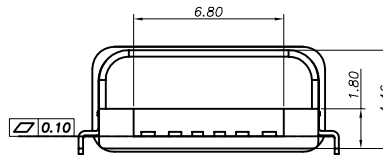
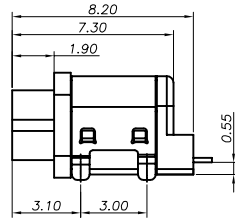
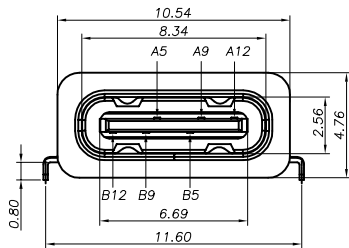


RoHS Compliant

REVISIONS			
REV.	DESCRIPTION	DATE	DESIGN



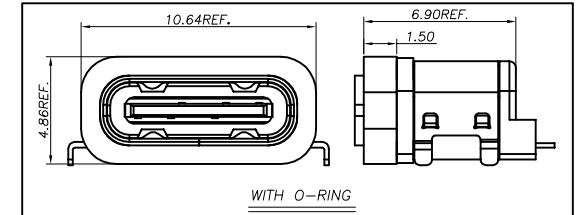
RECOMMENDED P.C.B. LAYOUT
TOLERANCE UNSPECIFIED ±0.05mm



NOTES:

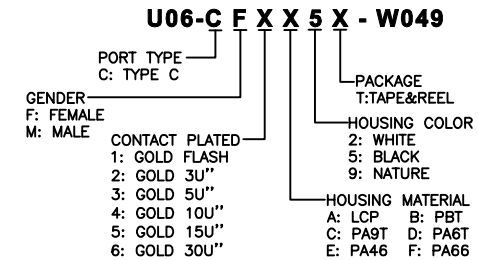
SPECIFICATION:

- CURRENT RATING: 3.0A MAX.
- VOLTAGE: 5.0 VAC
- TEMPERATURE RANGE: -30 °C ~ 85 °C
- CONTACT RESISTANCE: 40 MILLIONHM MAX.
- INSULATION RESISTANCE: 100 MEGOHMS MIN.
- INSERTION FORCE: 5N~20N
- UNMATING FORCE: 8N~20N
- DURABILITY: 10,000 CYCLES
- WATER PROOFNESS: THIS PRODUCT IS BASED ON IP67.



NO.	DESCRIPTION	MATERIAL	REMARKS	QTY
6	O-RING	SILICONE RUBBER	BLACK	1PCS
5	SHELL	STAINLESS STEEL, T=0.30	NI Plated	1PCS
4	MID PLATE	STAINLESS STEEL, T=0.15	CLEAR ONLY	1PCS
3	CONTACT	COPPER ALLOY, T=0.20	TIN/Au/NI Plated	1SET
2	COVER	STAINLESS STEEL, T=0.20	NI Plated	1PCS
1	HOUSING	HIGH TEMPERATURE PLASTIC	BLACK	1PCS

PART NO. INFORMATION



PIN ASSIGNMENT:

PIN NO	A1&B12	A4&B9	A5	B5	A9&B4	A12&B1
SIGNAL NAME	GND	VBUS	CC1	CC2	VBUS	GND
PCB PAD NO.	C1	C2	C3	C4	C5	C6

Bestcreate Technology Limited

TOLERANCES UNLESS OTHERWISE SPECIFIED:

.X	± 0.30	X."	± 10°
.XX	± 0.20	.X"	± 8°
.XXX	± 0.10	.XX"	± 5°

Website: www.bsc-elec.com
Email: bestcreate@bsc-elec.com

DESIGN: I. L DATE: DATE:

CHECKED: C. W DATE: DATE:

APPROVED: C. W DATE: DATE:

TITLE: **IPX7 Waterproof 6P Type C USB Female Connector**

MATERIAL: PART NO: U06-CFXX5X-W049 SIZE: A4

FINISH: DWG NO: U06-CFXX5X-W049

REV:	UNIT	SCALE	QUALITY SYMBOLS
A	mm	1=1	