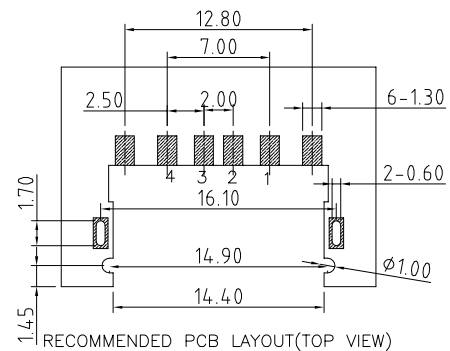
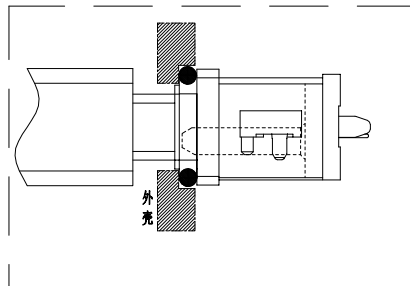
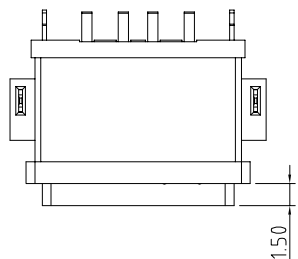


RoHS Compliant

REVISIONS			
REV.	DESCRIPTION	DATE	DESIGN



RECOMMENDED PCB LAYOUT(TOP VIEW)
 DEFAULT TOLERANCE ± 0.05
 THICKNESS T=1.2mm

PIN ASSIGNMENT

PIN NO.	1	2	3	4
SINGAL NAME	VBUS	D-	D+	GND

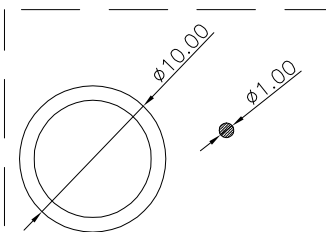
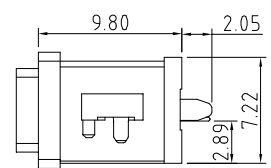
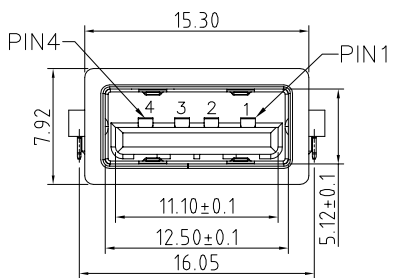
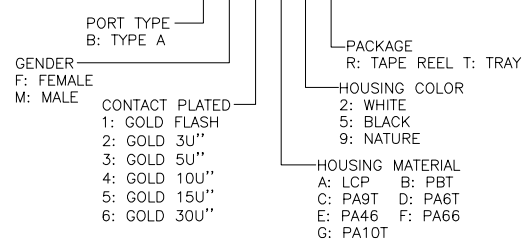
NOTES:

SPECIFICATION:

- CURRENT RATING: 3.0A MAX
- DIELECTRIC WITHSTAND VOLTAGE: 100VAC
- TEMPERATURE RANGE: $-30^{\circ}\text{C} \sim 85^{\circ}\text{C}$
- CONTACT RESISTANCE: 40 MILLIONHM MAX
- INSULATION RESISTANCE: 100 MEGOHMS MIN.
- INSERTION FORCE :8N~35N
- UNMATING FORCE: 8N~35N
- DURABILITY:1500 CYCLES

PART NO. INFORMATION

U01-A F X X 5 R - W004



PS: O-RING IS CIRCULAR CROSS SECTION, IT'S A RUBBER RING AND DIAMETER IS 1.0MM,WHEN SQUEEZ IT FROM 1.0MM TO 0.4MM-0.5MM,WATERPROOF EFFECT IS THE BEST



ITEM	PART NAME	Q'TY	FINISH	NOTE
3	Shell	1	SUS 301 1/4H	
3	PLASTIC Shell	1	PA9T&LCP (G.F30%)	
2	Contact	4	BRASS C2680-EH Au/Ni Plating T=0.25mm	
1	Housing	1	PA10T (G.F30%)	

Bestcreate Technology Limited

TOLERANCES UNLESS OTHERWISE SPECIFIED:

X.	± 0.50	X'	$\pm 2'$
.X	± 0.30	.X'	$\pm 1'$
.XX	± 0.10	.XX'	$\pm 0.5'$

Website:www.bsc-elec.com
 Email:bestcreate@bsc-elec.com

DESIGN:	DATE:
I.L	2017.3.1
CHECKED:	DATE:
C.W	2017.3.1
APPROVED:	DATE:
C.W	2017.3.1

TITLE:	IPX8 WATERPROOF MID-MOUNT USB 2.0 A FEMALE CONNECTOR	
MATERILA:	PART NO:	SIZE:
	U01-AFXX5R-W005	A4
FINSH:	DWG NO:	
	U01-AFXX5R-W005	

REV: A	UNIT mm	SCALE 1=1	QUALITY SYMBOLS
--------	---------	-----------	-----------------