

RoHS Compliant

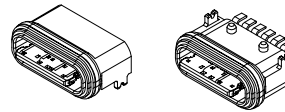
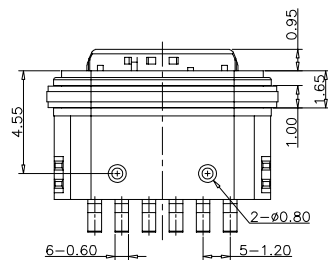
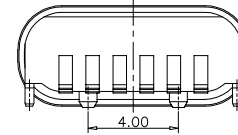
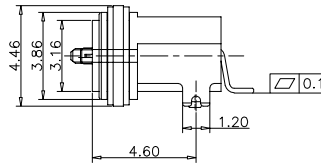
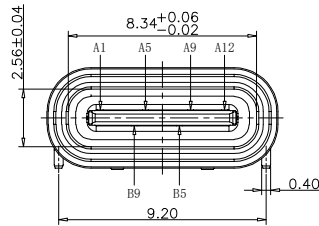
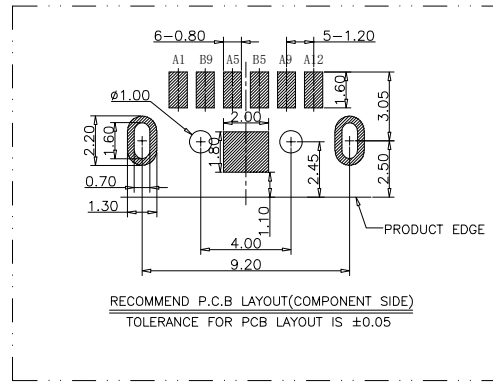
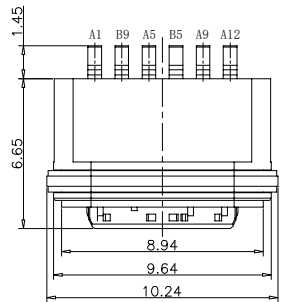


TABLE:

NO	PART	Q'TY	Material
1	SHELL	1	ZINC ALLOY, NI PLATED
2	CONTACT	6	COPPER STEEL, TIN/Au/NI PLATED
3	MID PLATE	1	STAINLESS STEEL, NO PLATING
4	1MD HOUSING	1	HIGH TEMPERATURE RESISTANT PLASTIC BLACK UL94 V-0
5	WATERPROOF RING	1	SILICONE UL94 V-0 BLACK

REVISIONS			
REV.	DESCRIPTION	DATE	DESIGN

NOTES:

SPECIFICATION:

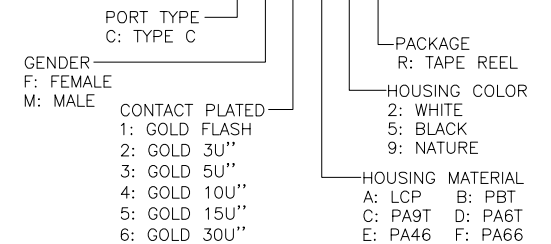
- CURRENT RATING: 3.0 A
- VOLTAGE RATING: 3.0 V
- VBUS & GND PINS AND OTHER PINS: 40mΩ/PIN MAX SHIELD: 50mΩ/MAX LLCR MAX. CHANGE OF ALL PINS: 100m
- INSULATION RESISTANCE: 100MΩ MIN
- DIELECTRIC WITHSTAND VOLTAGE, AC 100V FOR 1MINUTE
- INSERTION FORCE: 0.5~2.0kgf
- UNMATING FORCE: 0.8~2.0kgf
- DURABILITY: 10000 CYCLES
- OPERATING TEMPERATURE: -35°C~+85°C
- THE PEAK TEMPERATURE ON THE BOARD SHALL BE MAINTAINED FOR 10 SECONDS AT 210-230°C
- WATERPROOF: IP-X7.

USB TYPE C PIN ASSIGNMENTS

PIN NUMBER	SIGNAL NAME	PIN NUMBER	SIGNAL NAME
A1	GND	B9	VBUS
A5	CC1	B5	CC2
A9	VBUS		
A12	GND		

PART NO. INFORMATION

**U06-C F X X 5 R - W010**



**Bestcreate Technology Limited**

TOLERANCES UNLESS OTHERWISE SPECIFIED:

X.	± 0.50	X.*	± 2'
.X	± 0.30	.X.*	± 1'
.XX	± 0.10	.XX.*	± 0.5'

DESIGN: I.L

DATE:

CHECKED: C.W

DATE:

APPROVED: C.W

DATE:

TITLE:

IPX7 WATERPROOF USB-C 6P FEMALE CONNECTOR TOP MOUNT, L=6.65MM

MATERIAL:

PART NO: U06-CFXX5R-W010

SIZE: A4

FINISH:

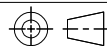
DWG NO: U06-CFXX5R-W010

REV: A

UNIT mm

SCALE 1=1

QUALITY SYMBOLS



Website: www.bsc-elec.com

Email: bestcreate@bsc-elec.com