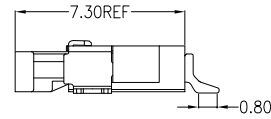
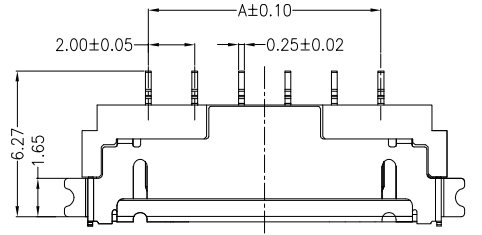
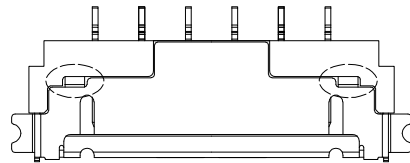
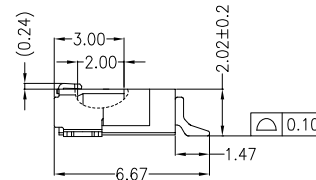
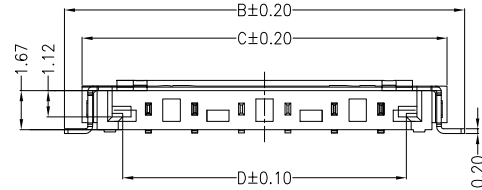


RoHS Compliant

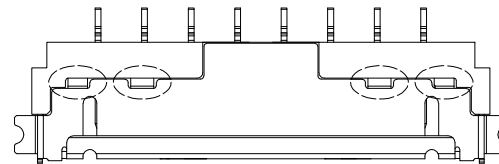
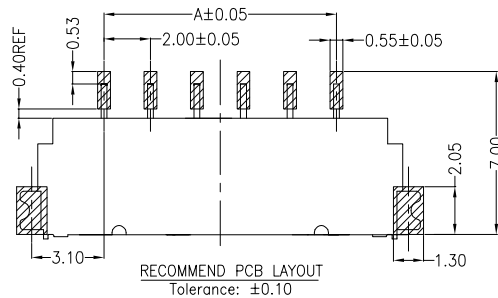
REVISIONS			
REV.	DESCRIPTION	DATE	DESIGN



Terminal assembly



6PIN $\triangle B$
Shell and rubber core buckle structure



8 9 10 12PIN $\triangle B$
Shell and rubber core buckle structure

NOTES:

- 1.MATERIAL:
 - 1.1 HOUSING:THERMOPLASTIC,HIGH TEMP.,UL94V-0
 - 1.2 CONTACT:COPPER ALLOY
 - 1.3 Shell:COPPER ALLOY
- 2.FINISH:

- 2.1 TERMINAL
 - CONTACT:THE THICKNESS OF GOLD PLATING IS ACCORDING TO THE MATERIAL NUMBER

SOLDERING:50u"MIN.NICKEL UNDERPLATING OVERALL. GOLD FLASH PLATING.

- 2.2Shell:
 - 50u"Min.NICKEL UNDERPLATING OVERALL. LEG BRUSHED GOLD

3.PART NUMBER
WTB2020A-XXXRA-BOXXR

- A:No marks
- 006: 6Pin
- 016: 16Pin
- A0: GOLD FLASH PLATING.
- A1: 1u" GOLD PLATING.
- A3: 3u" GOLD PLATING.
- AC: 15u" GOLD PLATING.

CKT	A	B	C	D
6	10.00	17.20	15.70	12.20
7	12.00	19.20	17.70	14.20
8	14.00	21.20	19.70	16.20
9	16.00	23.20	21.70	18.20
10	18.00	25.20	23.70	20.20
11	20.00	27.20	25.70	22.20
12	22.00	29.20	27.70	24.20
13	24.00	31.20	29.70	26.20
14	26.00	33.20	31.70	28.20
15	28.00	35.20	33.70	30.20
16	30.00	37.20	35.70	32.20

Bestcreate Technology Limited

TOLERANCES UNLESS OTHERWISE SPECIFIED:

.X	± 0.25	.X'	± 3'
.XX	± 0.20	.X''	± 2'
.XXX	± 0.15	.XXX'	± 1'

DESIGN: I.L DATE: 2017. 3. 1

CHECKED: C.W DATE: 2017. 3. 1

APPROVED: C.W DATE: 2017. 3. 1

TITLE: **2.0MM WTB WAFER CONN. SMT R/A TYPE**

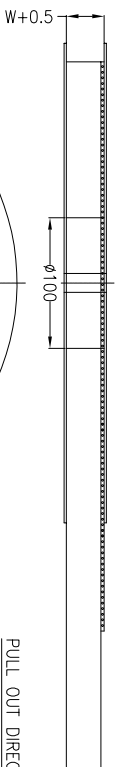
MATERIAL: PART NO: WTB2020X-XXXRA-BOXXR SIZE: A4

FINISH: DWG NO: WTB2020X-XXXRA-BOXXR SHEET: 1 OF 2

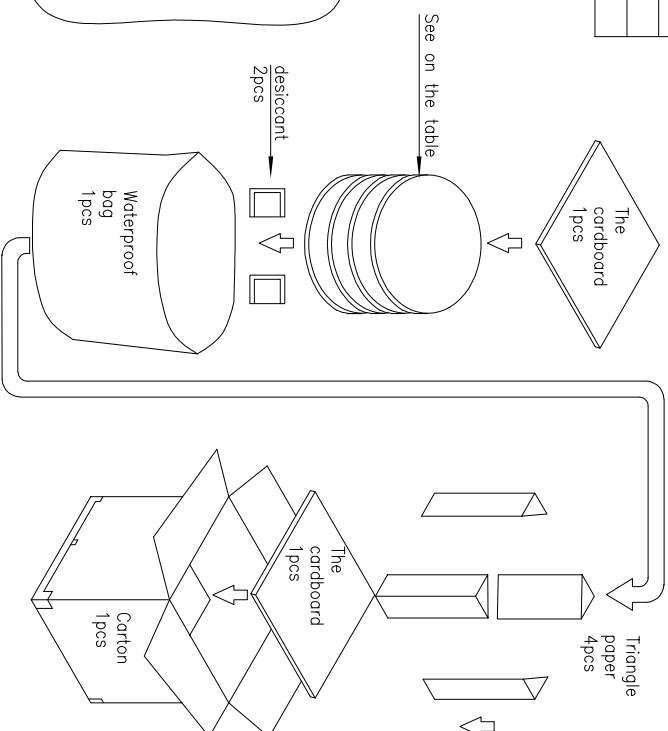
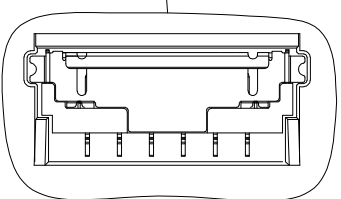
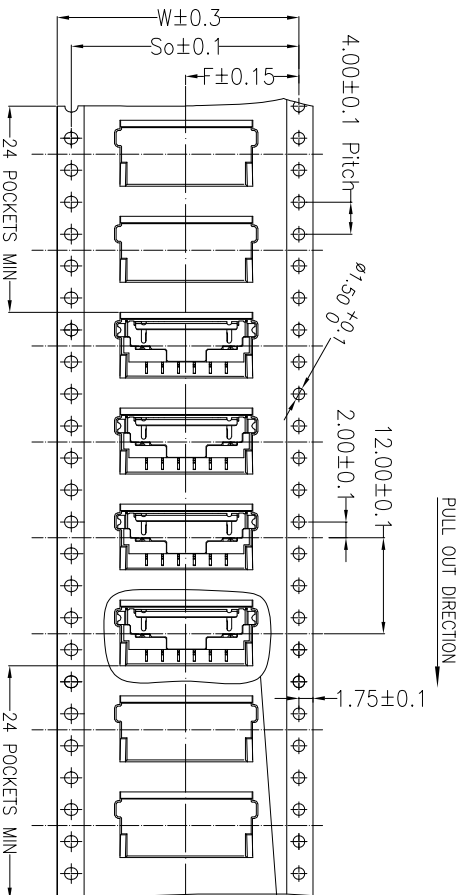
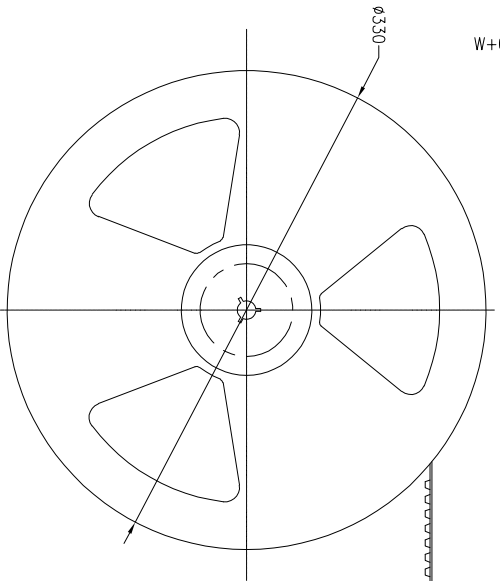
REV: A UNIT mm SCALE 1=1 QUALITY SYMBOLS \odot \triangle

Website:www.bsc-elec.com
Email:bestcreate@bsc-elec.com

Note:
 1. 10 sprocket hole pitch cumulative tolerance ± 0.2
 2. Carrier camber is within 1 mm in 250mm.
 3. All dimensions meet EIA-481-B requirements.
 4. Thickness: 0.30 ± 0.05 mm.
 5. Component load per 13" reel: 2000 pcs.
 6. The following specifications are shown in the table below
 7. Carton Size: 350x350x340mm



CKT	SPEC G	DIM. W	DIM. F	DIM. So	Reel/carton
6-7	32G	32.0	14.2	28.4	8
8-10	44G	44.0	20.2	40.4	6



TOLERANCES UNLESS OTHERWISE SPECIFIED:

	X	± 0.25	X'	±	3'
.XX	±	0.20	.X'	±	2'
.XXX	±	0.15	.XX'	±	1'

Website: www.bsc-elec.com
 Email: bestcreate@bsc-elec.com

DESIGN: I.L DATE: 2017.3.1

CHECKED: DATE: 2017.3.1

C.W

APPROVED: DATE: 2017.3.1

C.W

TITLE:

2.0MM WTB WAFER CONN.

SMT R/A TYPE

MATERIAL:

PART NO: WTB2020X-XXXRA-B0XXR

FINISH:

DWG NO: WTB2020X-XXXRA-B0XXR

SIZE: A4

SHEET: 2 OF 2

Bestcreate Technology Limited

REV: A UNIT mm SCALE 1=1 QUALITY SYMBOLS