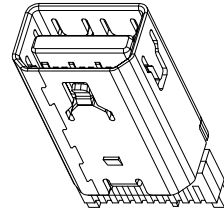
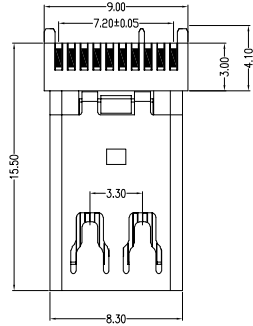


RoHS Compliant

REVISIONS			
REV.	DESCRIPTION	DATE	DESIGN



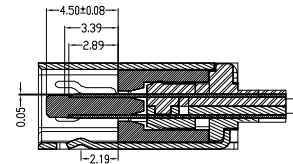
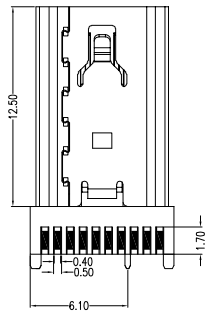
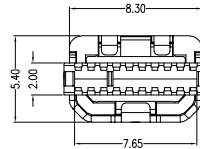
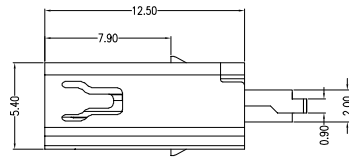
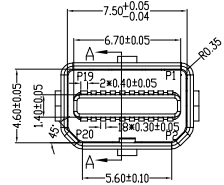
Top Row			Bottom Row		
Pin Number	Signal Type	Pin Name	Pin Number	Signal Type	Pin Name
1	GND	GND	2	In	HotPlug Detect
3	Out	ML_Lane 0(p)	4	CONFIG	CONFIG1
5	Out	ML_Lane 0(n)	6	CONFIG	CONFIG2
7	GND	GND	8	GND	GND
9	Out	ML_Lane 1(p)	10	Out	ML_Lane 3(p)
11	Out	ML_Lane 1(n)	12	Out	ML_Lane 3(n)
13	GND	GND	14	GND	GND
15	Out	ML_Lane 2(p)	16	I/O	AUX_CH(p)
17	Out	ML_Lane 2(n)	18	I/O	AUX_CH(n)
19	GND	GND	20	PWR Out	DP_PWR

Body and sheath: LCP+50%G.F UL94V-0 Color:Black
Insert(Molding): LCP+30%G.F UL94V-0 Color:Black
Contact: C5191;
Plating: Gold plating over Nickel(40~80U")
on contact area,Tin(100~250U")
Plating on Solder Tail.
Shell: Brass;
Plating: Nickel(40~80U") Plating.

Insertion Force: 4.5Kg Max
Withdrawal Force: 1.0~4.0Kg Min
Durability: 5000 Cycles

Current Rating: 0.5 Ampere per contact
Contact Resistance: 30 mΩ max.
Insulation Resistance: 100MΩ Min
Dielectric Withstanding Voltage: 500V AC Min

Operating Temperature: -40°c to +85°c.



截面 A-A

PART NO. INFORMATION

MDP09- F X X 5 X - 003-A

GENDER
F: FEMALE
M: MALE

CONTACT PLATED
1: GOLD FLASH
2: GOLD 3U"
3: GOLD 5U"
4: GOLD 10U"
5: GOLD 15U"
6: GOLD 30U"

PACKAGE
R: TAPE REEL B:BAG
HOUSING COLOR
2: WHITE
5: BLACK
9: NATURE

HOUSING MATERIAL
A: LCP B: PBT
C: PA9T D: PA6T
E: PA46 F: PA66

Bestcreate Technology Limited

TOLERANCES UNLESS OTHERWISE SPECIFIED:

.X	± 0.35	.X"	± 3"
.XX	± 0.25	.X"	± 2"
.XXX	± 0.15	.XX"	± 1"

Website:www.bsc-elec.com

Email:bestcreate@bsc-elec.com

DESIGN: I.L
DATE: 2017.3.1

CHECKED: C.W
DATE: 2017.3.1

APPROVED: C.W
DATE: 2017.3.1

TITLE: MINI DP FEMALE CONNECTOR FOR WIRE SOLDERING WITH LOCK PIN

MATERILA:	PART NO: MDP09-FXX5X-003-A	SIZE: A4
FINSH:	DWG NO: MDP09-FXX5X-003-A	

REV: A	UNIT: mm	SCALE: 1=1	QUALITY SYMBOLS:
--------	----------	------------	------------------