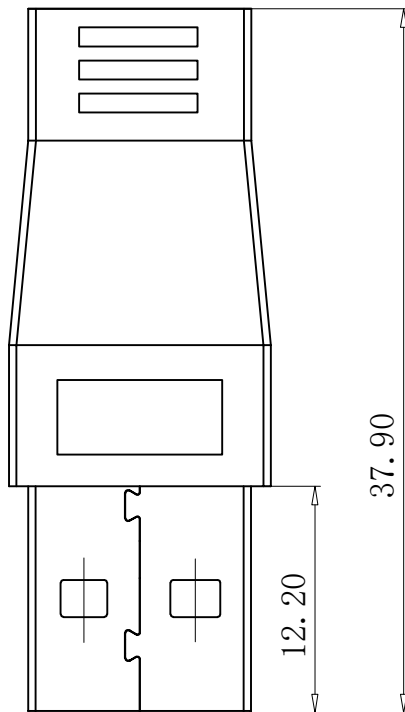
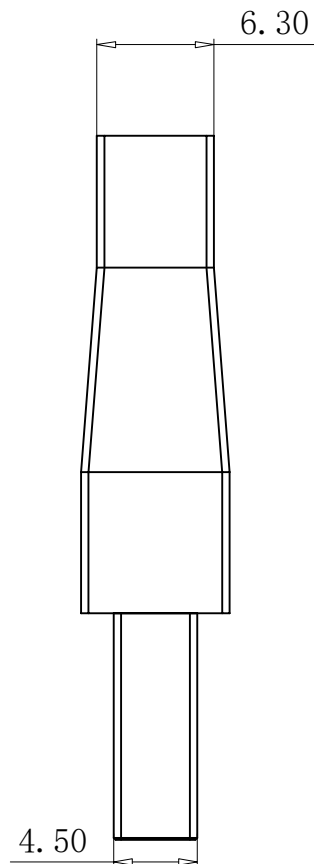

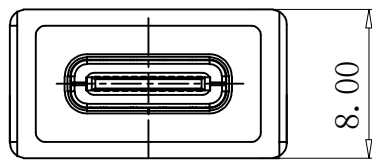


RoHS Compliant

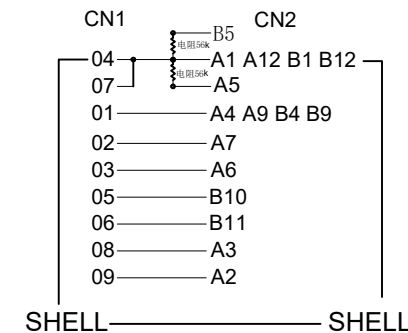
REVISIONS			
REV.	DESCRIPTION	DATE	DESIGN



NOTE:

1. ELECTRICAL CHARACTERISTICS;
 - 2.1 CONTACT RESISTANCE: 80mΩ Max
 - 2.2 CONTACT CURRENT RATING: 1.5 A
 - 2.3 DIELECTRIC WITHSTANDING VOLTAGE: 100 V R. M. S.
 - 2.4 INSULATION RESISTANCE 100 MEGOHMS Min
 - 2.5 OPERATING TEMPERATURE: -25° C ~ 75° C
2. MECHANICAL CHARACTERISTICS;
 - 2.1 MATING FORCE: USB CM 5~20N & USB3.0 AF 35N Max.
 - 2.2 UNMATED FORCE: USB CM 8~20N & USB3.0 AF 10N Min.
3. PLATING
 - 3.1 TERMINAL CONTACT: (SEE TAB) GOLD PLATING ALL OVER 50u"MIN NICKEL
 - 3.2 SHELL: 50u"MIN. NICKEL ALL OVER

PIN ASSIGNMENT



3	Shell		USB3.0 AM Plastic cover 28*16.24*8.52mm,	1PCS
2	PVC		PVC 45P,COLOR: WHITE&Black	0.005KG
1	PCBA		USB3.0 AM TO TYPE CF R1: 56k R2: 56k,nickel plated	1PCS
Item	Name	Part Number	Description	Q'TY

Bestcreate Technology Limited

TOLERANCES UNLESS OTHERWISE SPECIFIED:

X.	±	0.50	X'	±	5'
.X	±	0.30	.X'	±	2'
.XX	±	0.10	.XX'	±	1'

Website: www.bsc-elec.com
Email: bestcreate@bsc-elec.com

DESIGN: I.L
CHECKED: C.W
APPROVED: C.W
DATE: 2017.3.1
DATE: 2017.3.1
DATE: 2017.3.1

TITLE: USB3.1 CF TO USB 3.0 AM OTG ADAPTER, L=37.9MM
MATERILA: PART NO: AD31CF30AM-063
FINSH: DWG NO: AD31CF30AM-063
SIZE: A4

REV: A
UNIT: mm
SCALE: 1=1
QUALITY SYMBOLS: