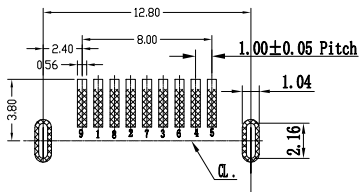
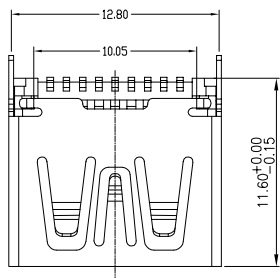
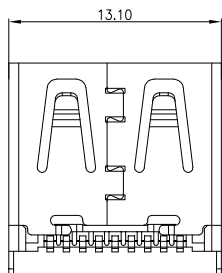
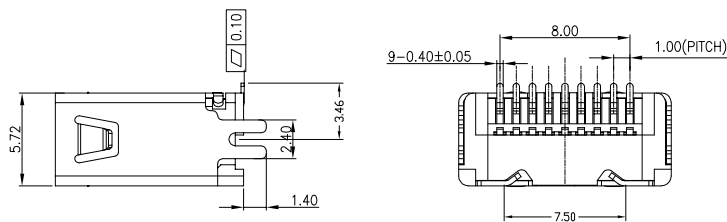
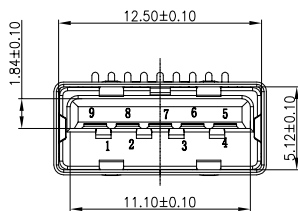


RoHS Compliant

REVISIONS			
REV.	DESCRIPTION	DATE	DESIGN



TOLERANCE: ±0.05, THICKNESS: 1.2mm  
 RECOMMENDED PCB LAYOUT  
 (TOP VIEW)  
 KEEP OUT AREA

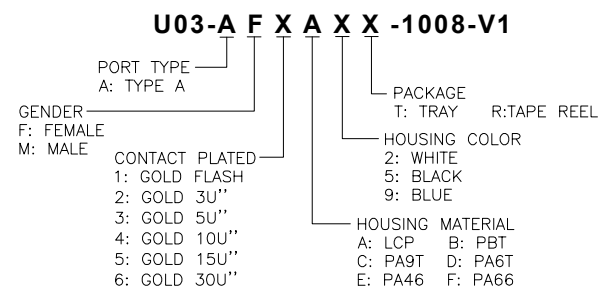


Pin NUMBER	SIGNAL NAME
1	VBUS
2	D-
3	D+
4	GND
5	StdA_SSRX-
6	StdA_SSRX+
7	GND_DRAIN
8	StdA_SSTX-
9	StdA_SSTX+
Shell	Shield

NOTE:

- MATERIAL:
  - INSULATOR: HIGH TEMPERATURE PLASTIC UL 94 V-0; BLUE
  - CONTACT: COPPER ALLOY (T=0.20mm)
  - SHELL: SUS304 (T=0.30mm)
- ELECTRICAL CHARACTERISTICS:
  - CONTACT RESISTANCE: 30mΩ Max
  - CONTACT CURRENT RATING: 1.5A
  - DIELECTRIC WITHSTANDING VOLTAGE: 500 V R. M. S.
  - INSULATION RESISTANCE 1000 MEGOHMS Min
- MECHANICAL CHARACTERISTICS:
  - MATING FORCE: 35 N Max
  - UNMATED FORCE: 10 N Min INITIAL; 8 N Min AFTER TEST
  - DURABILITY: 5,000 CYCLES
- PLATING:
  - TERMINAL CONTACT: (SEE TAB) GOLD PLATING ALL OVER 50u" MIN NICKEL AND 100u" MIN MATTE Tin ALL OVER 50u" MIN NICKEL ON SOLDER AREA
  - SHELL: 50u" MIN. NICKEL ALL OVER
- PART NUMBER:

PART NO. INFORMATION



**Bestcreate Technology Limited**

TOLERANCES UNLESS OTHERWISE SPECIFIED:

X.	± 0.30	X.*	± 3*
.X	± 0.20	.X*	± 2*
.XX	± 0.15	.XX*	± 1*

Website: [www.bsc-elec.com](http://www.bsc-elec.com)  
 E-mail: [bestcreate@bsc-elec.com](mailto:bestcreate@bsc-elec.com)

DESIGN: I.L DATE: 2017. 3. 1

CHECKED: C.W DATE: 2017. 3. 1

APPROVED: C.W DATE: 2017. 3. 1

TITLE: VERTICAL USB 3.0 AF CONNECTOR FLANGELESS

MATERIAL:	PART NO: U03-AFXAXX-1008-V1	SIZE: A4
FINISH:	DWG NO: U03-AFXAXX-1008-V1	SHEET: 1 OF 1

REV: A	UNIT mm	SCALE 1=1	QUALITY SYMBOLS
--------	---------	-----------	-----------------