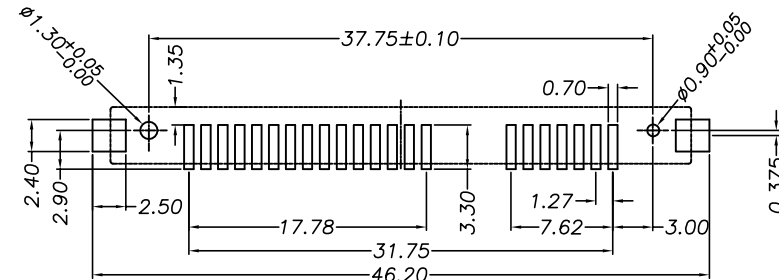
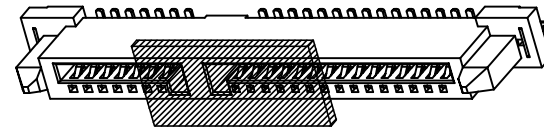
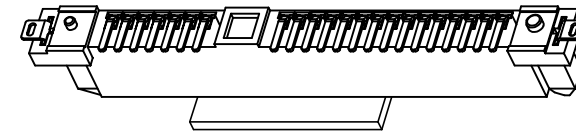
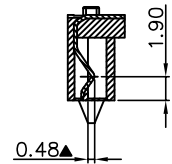
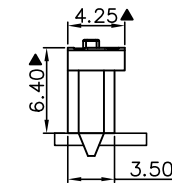
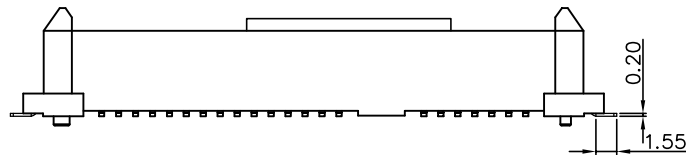
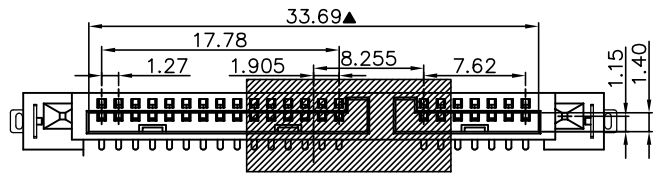
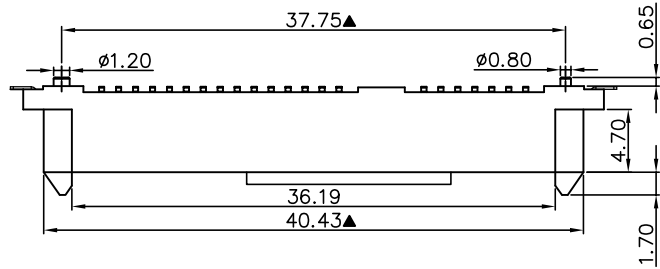
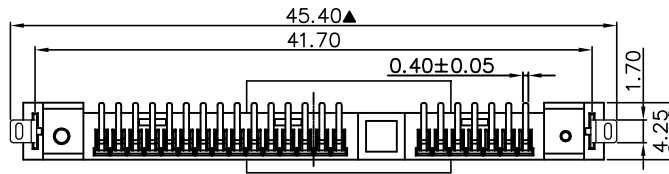


RoHS Compliant

REVISIONS			
REV.	DESCRIPTION	DATE	DESIGN

SPECIFICATION:

1.MATERIAL:
 HOUSING: LCP E130i 30% G/F UL 94V-0
 COLOR:BLACK
 CONTACT: PHOSPHOR BRONZE C5191R-H,T=0.25mm
 PEG: BRASS C2680R-H,T=0.20mm
 2.FINISH:
 CONTACT:1u"3u"5u"15u"GOLD/TIN PLATING ON CONTACT AREA
 100u"MIN. TIN PLATING ON SOLDER TAILS
 50u" MIN.NICKEL UNDERPLATING OVER ALL
 PEG:100u" MIN. TIN PLATING ON SOLDER TAILS
 50u" MIN.NICKEL UNDERPLATING OVER ALL



RECOMMENDED PCB LAYOUT
 UNLESS TOLERANCE: +/ - 0.05

PART NO. INFORMATION

S715 - F X A 5 T - 015

GENDER
 F: FEMALE
 M: MALE

CONTACT PLATED
 1: GOLD FLASH/TIN
 2: 15U" GOLD/TIN
 3: 30U" GOLD/TIN

PACKAGE
 T: TRAY
 R: TAPE REEL

HOUSING COLOR
 5: BLACK

HOUSING MATERIAL A: LCP

NO.	DESCRIPTION	MATERIAL	COLOR	REMARK
3	Gnd Slab	Brass C2680		Tin/Ni Plated
2	Terminal	Pho.Bronze C5191R-H		Gold/Tin Plated
1	Housing	High Temp	Black	UL 94V-0

Bestcreate Technology Limited

TOLERANCES UNLESS OTHERWISE SPECIFIED:			
X.	± 0.30	X.*	± 3*
.X	± 0.20	.X.*	± 2*
.XX	± 0.15	.XX.*	± 1*

Website: www.bsc-elec.com
 E-mail: bestcreate@bsc-elec.com

DESIGN:	I. L	DATE:	2017. 3. 1
CHECKED:	C. W	DATE:	2017. 3. 1
APPROVED:	C. W	DATE:	2017. 3. 1

TITLE: SATA 7+15P FEMALE VERTICAL SMT			
MATERILA:	PART NO:	SIZE:	
	S715-FXA5T-015	A4	
FINSH:	DWG NO:	SHEET:	
	S715-FXA5T-015	1 OF 1	

REV:	A	UNIT:	mm	SCALE:	1=1	QUALITY SYMBOLS:	
------	---	-------	----	--------	-----	------------------	--