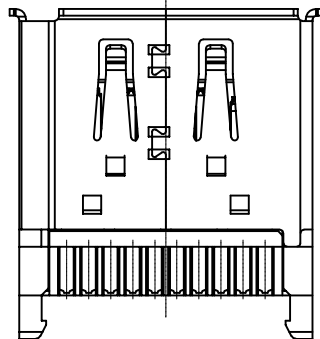
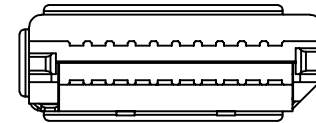
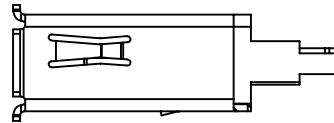
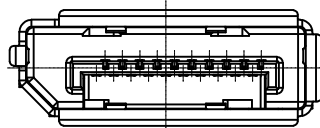
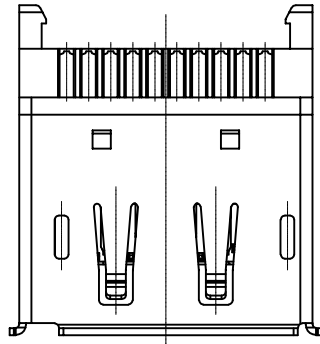


RoHS Compliant

REVISIONS			
REV.	DESCRIPTION	DATE	DESIGN

NOTE:

1. MECHANICAL:
  - 1.1 IINSERTION FORCE:44.1MAX
  - 1.2 WITHDRAWAL FORCE:9.8N MIN,39.2N MAX
  - 1.3 Durability :10,000 cycles at 100iA50 cycles per hour.
- 2.ELECTRICAL:
  - 2.1 Low level Contact Resistance:30 milliohm Max.
  - 2.2 CONTACT CURRENT RATING:0.5A MAX
  - 2.3 VOLTAGE RATING:40V AC(RMS)
  - 2.4 WITHSTANDING VOLTAGE:500V AC(RMS)
  - 2.5 INSULATION RESISTANCE:100megohm Min.
3. ENVIRONMENTAL:
  - 3.1 OPERATING TEMPERATURE:
    - 3.1.1 HDMI:-25° TO +85°
    - 3.1.2 DISPLAYPORT:-25° TO +85°



PART NO. INFORMATION

DP09- F 1 A 5 X - 023-V1-A

- GENDER:
  - F: FEMALE
  - M: MALE
- CONTACT PLATED:
  - 1: GOLD FLASH
  - 2: GOLD 3U"
  - 3: GOLD 5U"
  - 4: GOLD 10U"
  - 5: GOLD 15U"
  - 6: GOLD 30U"
- PACKAGE:
  - R:TAPE REEL T:TRAY
- HOUSING COLOR:
  - 2: WHITE
  - 5: BLACK
  - 9: NATURE
- HOUSING MATERIAL:
  - A: LCP B: PBT
  - C: PA6T D: PA6T
  - E: PA46 F: PA66

**Bestcreate Technology Limited**

TOLERANCES UNLESS OTHERWISE SPECIFIED:

.X	± 0.35	X.'	± 2'
.XX	± 0.25	.X'	± 1'
.XXX	± 0.15	.XX'	± 0.5'

DESIGN: DATE:

I. L. 2017. 3. 1

CHECKED: DATE:

C. W. 2017. 3. 1

APPROVED: DATE:

C. W. 2017. 3. 1

TITLE:

DISPLAYPORT FEMALE CONNECTOR FOR WIRE SOLDERING

MATERILA:

PART NO:

DP09-F1A5X-023-V1-A

SIZE: A4

FINSH:

DWG NO:

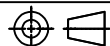
DP09-F1A5X-023-V1-A

REV: A

UNIT mm

SCALE 1=1

QUALITY SYMBOLS



Website:www.bsc-elec.com

Email:bestcreate@bsc-elec.com

1

2

3

4

5

6

7

8