

RoHS Compliant

REVISIONS			
REV.	DESCRIPTION	DATE	DESIGN

NOTES:

\*Material

Housing: LCP, UL 94V-0  
 Contact: Brass;  
 Plating: Au plating on contact area;  
 Sn(100u" Min.) plating on solder tail;  
 Ni(50u" Min.) underplating overall.

\*Mechanical

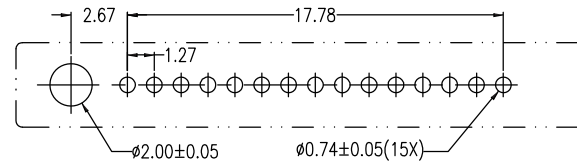
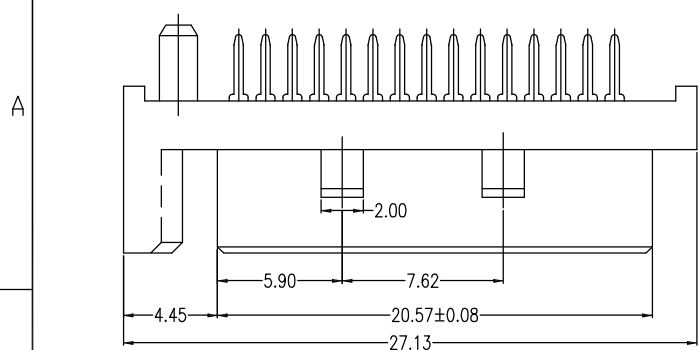
Insertion Force: 45N max.  
 Withdrawal Force: 10N min.  
 Durability: 500 cycles

\*Electrical Specification

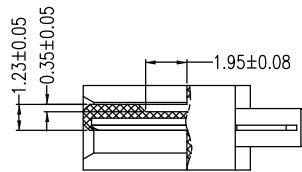
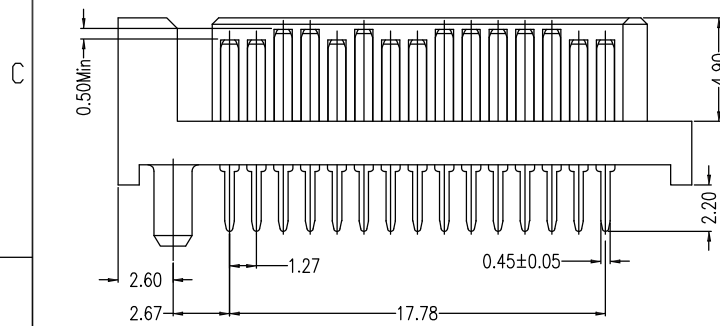
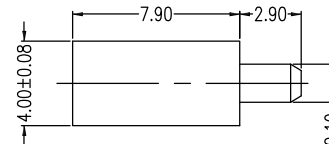
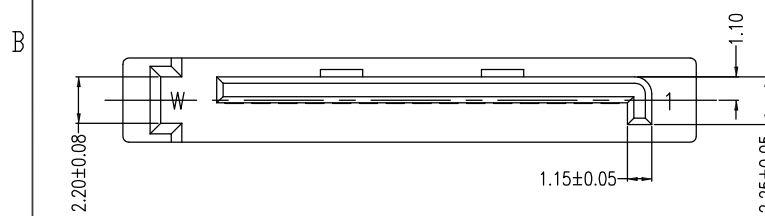
Current Rating: 1.5 Ampere per contact;  
 Contact Resistance: 30 mΩ max.  
 Insulation Resistance: 1000 MΩ min.  
 Dielectric Withstanding Voltage: 500V AC.

\*Environmental

Operating Temperature: -55°C to +85°C



P.C.B LAYOUT(T=1.60mm)  
COMPONENT SIDE



PART NO. INFORMATION

**S150 - M X A 5 T -006**

GENDER  
 F: FEMALE  
 M: MALE

CONTACT PLATED  
 1: GOLD FLASH/TIN  
 2: 15U" GOLD/TIN  
 3: 30U" GOLD/TIN

PACKAGE  
 T: TRAY  
 R: TAPE REEL

HOUSING COLOR  
 5: BLACK

HOUSING MATERIAL  
 A: LCP

Power Segment			
PIN NO.	Type	PIN NO.	Type
P1	V3.3	P9	V5
P2	V3.3	P10	GND
P3	V3.3	P11	DAS/DSS
P4	GND	P12	GND
P5	GND	P13	V12
P6	GND	P14	V12
P7	V5	P15	V12
P8	V5		

**Bestcreate Technology Limited**

TOLERANCES UNLESS OTHERWISE SPECIFIED:

.X	± 0.35	X."	± 3"
.XX	± 0.25	.X"	± 2"
.XXX	± 0.15	.XX"	± 1"

Website: www.bsc-elec.com  
 Email: bestcreate@bsc-elec.com

DESIGN: I. L  
 DATE: 2017.3.1

CHECKED: C. W  
 DATE: 2017.3.1

APPROVED: C. W  
 DATE: 2017.3.1

TITLE: VERTICAL SATA 15P MALE CONNECTOR DIP TYPE

MATERILA:	PART NO: S150-MXA5T-006	SIZE: A4
FINSH:	DWG NO: S150-MXA5T-006	

REV: A	UNIT mm	SCALE 1=1	QUALITY SYMBOLS
--------	---------	-----------	-----------------