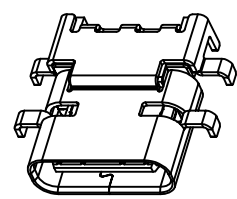
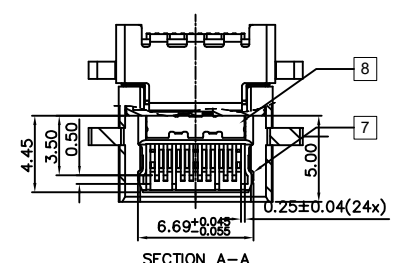
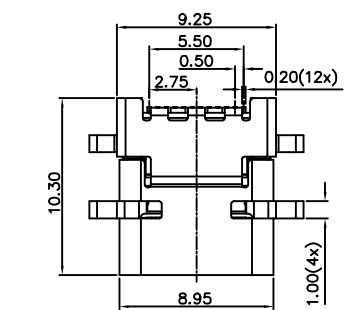


RoHS Compliant

REVISIONS			
REV.	DESCRIPTION	DATE	DESIGN

A

A

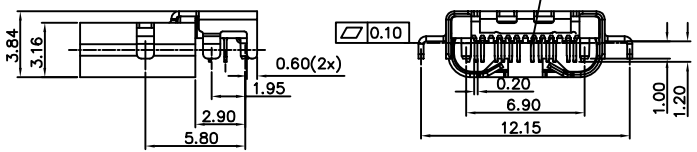
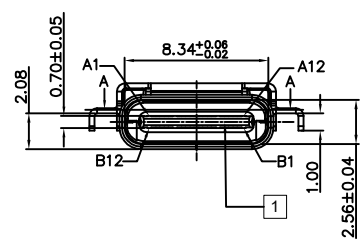


NOTE:

- Electrical Characteristics:
 - 1-1: Current Rating: 5A For Pin(A4,A9,B4,B9)
1.25 A For Pin(B5)
0.25A For Others Pin
 - 1-2: VOLTAGE RATING: 20V
 - 1-3: Insulation Resistance: 100MΩ Min.
 - 1-4: Contact Resistance:
VBUS & GND PINS AND OTHER PINS: 40mΩ/PIN MAX.
SHIELD: 50mΩ/MAX.
SHIELD: LLCR MAX. CHANGE OF ALL PINS: 10mΩ
 - 1-5: Dielectric Withstanding Voltage: 100V/AC 1Minute
- Mechanical Characteristics:
 - Insertion Force: 5~20N
 - Extraction Force: Initial: 8~20N
After durability: 6~20N
 - Durability :10000 Cycles
- Operating Temperature: -25°C TO +85°C
- MID PLATE, EMC PLATE, SHELL CONNECTED TOGETHER

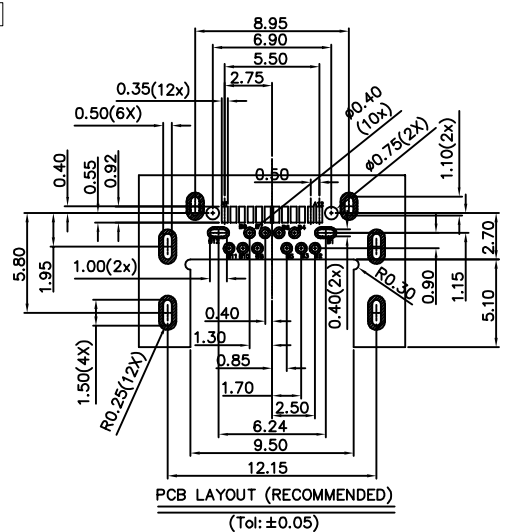
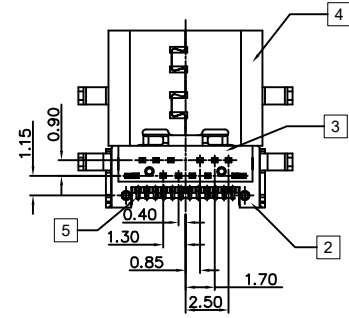
B

B



C

C



PART NO. INFORMATION

U06-C F X X 5 R - 022

- PORT TYPE
C: TYPE C
- PACKAGE
R: TAPE REEL
- HOUSING COLOR
2: WHITE
5: BLACK
9: NATURE
- HOUSING MATERIAL
A: LCP B: PBT
C: PA9T D: PA6T
E: PA46 F: PA66
- GENDER
F: FEMALE
M: MALE
- CONTACT PLATED
1: GOLD FLASH
2: GOLD 3U"
3: GOLD 5U"
4: GOLD 10U"
5: GOLD 15U"
6: GOLD 30U"

USB TYPE-C PIN ASSIGNMENTS

PIN	Signal Name	PIN	Signal Name
A1	GND	B12	GND
A2	SSTXp1	B11	SSRXp1
A3	SSTXn1	B10	SSRXn1
A4	VBUS	B9	VBUS
A5	CC1	B8	SBU2
A6	Dp1	B7	Dn2
A7	Dn1	B6	Dp2
A8	SBU1	B5	CC2
A9	VBUS	B4	VBUS
A10	SSRXn2	B3	SSTXn2
A11	SSRXp2	B2	SSTXp2
A12	GND	B1	GND

Item	Title	Material	Dispose	Q'TY
1	Insermold housing	LCP	Black	1PCS
2	Insermold-Top Contact	LCP	Black	1PCS
3	Insermold-Bottom Contact	LCP	Black	1PCS
4	Shell	Stainless Steel	Ni:30u" Min.	1PCS
5	Top Contact	Copper Alloy	Mating Area: See P/N	12PCS
6	Bottom Contact	Copper Alloy	Solder Tails: Ni:50u"Min,Sn80u"Min.	12PCS
7	Mid Plate	Stainless Steel	Ni:30u"Min	1PCS
8	EMC plate	Stainless Steel		2PCS

D

D

Bestcreate Technology Limited

TOLERANCES UNLESS OTHERWISE SPECIFIED:			
.X	± 0.30	X.*	± 3'
.XX	± 0.25	.X.*	± 2'
.XXX	± 0.10	.XX.*	± 1'

Website: www.bsc-elec.com
Email: bestcreate@bsc-elec.com

DESIGN:	DATE:
I. L	2017. 3. 1
CHECKED:	DATE:
C. W	2017. 3. 1
APPROVED:	DATE:
C. W	2017. 3. 1

TITLE: MID MOUNT USB 3.1 C FEMALE CONNECTOR DIP+SMT TYPE			
MATERILA:	PART NO:	SIZE:	
	U06-CFXX5R-022	A4	
FINSH:	DWG NO:	SHEET:	
	U06-CFXX5R-022	1 OF 2	

REV: A	UNIT mm	SCALE 1=1	QUALITY SYMBOLS
--------	---------	-----------	-----------------