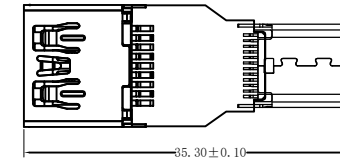
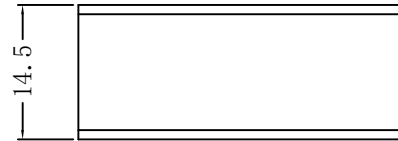


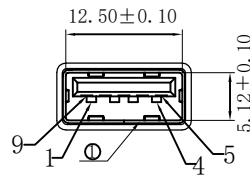
RoHS Compliant

REVISIONS			
REV.	DESCRIPTION	DATE	DESIGN

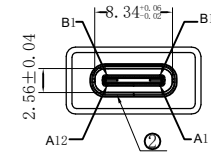
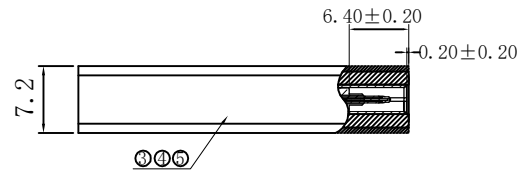
COLOR	PLATING
BLACK	NICKEL
SLIVER	NICKEL
GOLD	NICKEL
RED	NICKEL



CN1



CN2



CONTACT

CN1	CN2
04	A1 A12 B1 B12
07	
01	A4 A9 B4 B9
02	A7 B7
03	A6 B6
05	B10
06	B11
08	A3
09	A2
SHELL	SHELL

NOTES:

- 100% open short test condition;
- Conductor Resistance $\leq 5\Omega$, insulation resistance $\geq 10M\Omega$.
High voltage test, DC 300V/10mS.
- Support Power Charging、Data Transfer.
- PCB Board Connection.

5	SHELL	Aluminium Alloy BLACK	5.10.175-1	1.8G
4	Internal Mold	PVC 45P BLACK	5.09.02-1	3.2G
3	In-Connection	PCB T=0.8MM	5.12.447	1PCS
2	Connector	USB TYPE CF SUS SHELL NICKEL PLATED PIN G/F	5.03.58	1PCS
1	Connector	USB 3.0 AF SPCC SHELL NICKEL PLATED PIN G/F BLUE	5.03.101	1PCS
NO	NAME	MATERIAL	NO	QTY

Bestcreate Technology Limited

TOLERANCES UNLESS OTHERWISE SPECIFIED:

X.	± 0.50	X'	± 5'
.X	± 0.30	.X'	± 2'
.XX	± 0.10	.XX'	± 1'

Website: www.bsc-elec.com
Email: bestcreate@bsc-elec.com

DESIGN: I. L DATE: 2017.3.1

CHECKED: C. W DATE: 2017.3.1

APPROVED: C. W DATE: 2017.3.1

TITLE: USB3.0 AF TO TYPE CF 180°

MATERILA: PART NO: AD30AFCF-017 SIZE: A4

FINSH: DWG NO: AD30AFCF-017

REV: A	UNIT mm	SCALE 1=1	QUALITY SYMBOLS	
--------	---------	-----------	-----------------	--

1

2

3

4

5

6

7

8