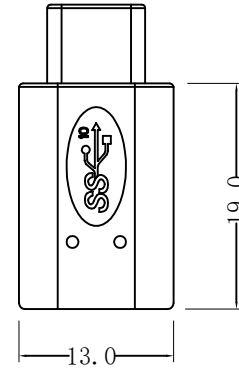
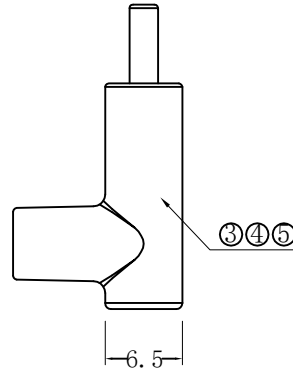
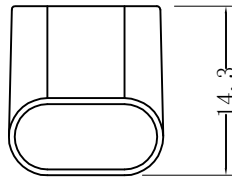
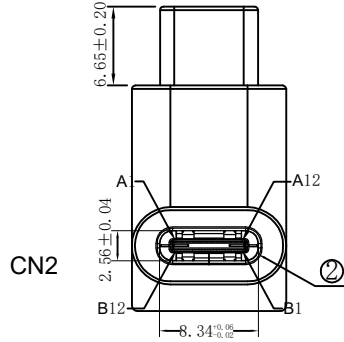
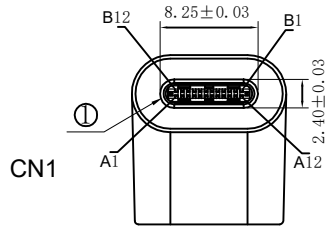


RoHS Compliant

REVISIONS			
REV.	DESCRIPTION	DATE	DESIGN



CONTACT

CN1		CN2	
A1	A12	B1	B12
A2	—	A1	A12
A3	—	B1	B12
A4	A9	B4	B9
A5	—	A4	A9
A6	—	B4	B9
A7	—	A5	A5
A8	—	A6	A6
A10	—	A7	A7
A11	—	A8	A8
B2	—	B2	B2
B3	—	B3	B3
B5	—	B5	B5
B6	—	B6	B6
B7	—	B7	B7
B8	—	B8	B8
B10	—	B10	B10
B11	—	B11	B11

SHELL SHELL

NOTES:

- 100% open short test condition;
- Conductor Resistance  $\leq 5\Omega$ , insulation resistance  $\geq 10M\Omega$ .  
High voltage test, DC 300V/10mS.
- Support Power Charging、Data Transfer.
- PCB Board Connection.
- Transmission speed: 10G
- Voltage: 5V
- Current: 3A

5	Outer Mold	PVC 45P BLACK	ZD17-1649	2.1G
4	Internal Mold	PE SIZING MATERIAL TRANSPARENCY	ZD17-1650	1.5G
3	In-Connection	PCB T=0.8MM	BSC-068	1PCS
2	Connector	USB 3.1 TYPE CF SHELL NICKEL PLATED PIN G/F	BSC9097	1PCS
1	Connector	USB 3.1 TYPE CM SHELL PEARL NICKEL PLATED PIN G/F	BSC9100	1PCS
NO	NAME	MATERIAL	NO	QTY

**Bestcreate Technology Limited**

TOLERANCES UNLESS OTHERWISE SPECIFIED:

X.	± 0.50	X.*	± 5"
.X	± 0.30	.X*	± 2"
.XX	± 0.10	.XX*	± 1"

DESIGN: I. L DATE: 2017. 3. 1

CHECKED: C. W DATE: 2017. 3. 1

APPROVED: C. W DATE: 2017. 3. 1

TITLE: USB3. 1 TYPE CM TO CF 90°

MATERILA:	PART NO: AD31CMCF-008	SIZE: A4
FINSH:	DWG NO: AD31CMCF-008	

REV: A	UNIT mm	SCALE 1=1	QUALITY SYMBOLS
--------	---------	-----------	-----------------

Website: www.bsc-elec.com  
Email: bestcreate@bsc-elec.com