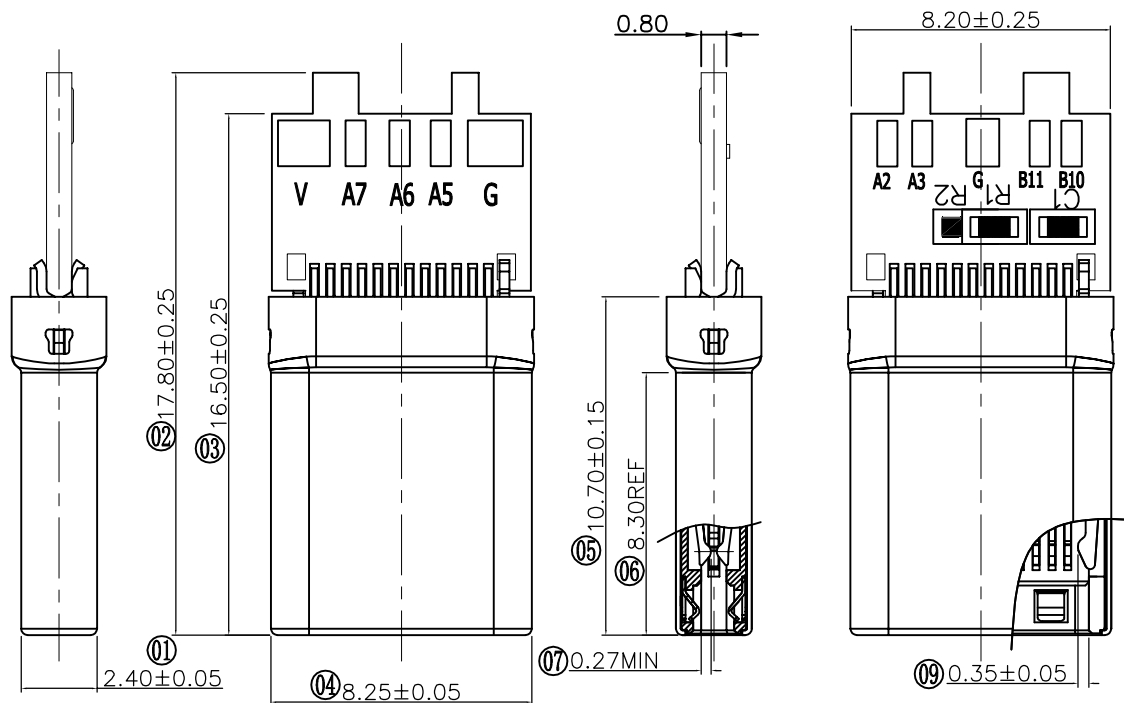


RoHS Compliant

REVISIONS			
REV.	DESCRIPTION	DATE	DESIGN



SPECIFICATION

MATERIAL

See drawing

STANDARD DATA

Rating current:3.0A

ELECTRICAL

Insulator resistance: 100Mohms MIN

Withstanding voltage: 100 VAC /minute

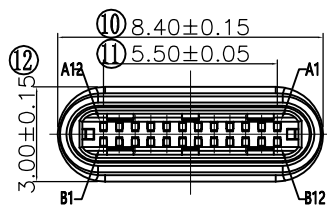
Contact resistance: 40mohms MAX

MECHANICAL

Mating force: 5~20N MAX

Unmating force: 6~20N MIN

Durability: 10,000 cycles min

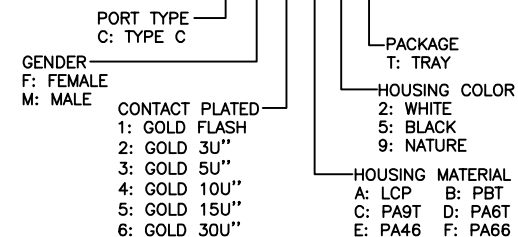


ITEM	PARTS NAME	Q'TY	MATERIAL	FINISH/REMARK
1	SHELL	1	S136L	Ni:50U" G/F
2	Insert molding 12PIN	2	LCP	黑色
3	GND SPRING	2	SUS301	Ni:50U"
4	Molding HOUSING	2	LCP	黑色
5	CONTACT	24	C5210&C7025	Contact area:gold flash, Solder tails:tin 100u".Ni:50u"

A12	A11	A10	A9	A8	A7	A6	A5	A4	A3	A2	A1
GND	RX2+	RX2-	Vbus	SBU1	D-	D+	CC	Vbus	TX1-	TX1+	GND
GND	TX2+	TX2-	Vbus	Vconn			SBU2	Vbus	RX1-	RX1+	GND
B1	B2	B3	B4	B5	B6	B7	B8	B9	B10	B11	B12

PART NO. INFORMATION

U06 - C M X X 5 T - 021



Bestcreate Technology Limited

TOLERANCES UNLESS OTHERWISE SPECIFIED:

X.	± 0.50	X.*	± 3'
.X	± 0.30	.X'	± 2'
.XX	± 0.20	.XX'	± 1'

Website:www.bsc-elec.com  
Email:bestcreate@bsc-elec.com

DESIGN: I. L

CHECKED: C. W

APPROVED: C. W

DATE:

DATE:

DATE:

TITLE:

USB 3.1 TYPE-C 24P 10NF A-C

MATERILA:

FINISH:

PART NO:

DWG NO:

U06-CMXX5T-021

U06-CMXX5T-021

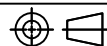
SIZE: A4

REV: A

UNIT mm

SCALE 1=1

QUALITY SYMBOLS



1

2

3

4

5

6

7

8