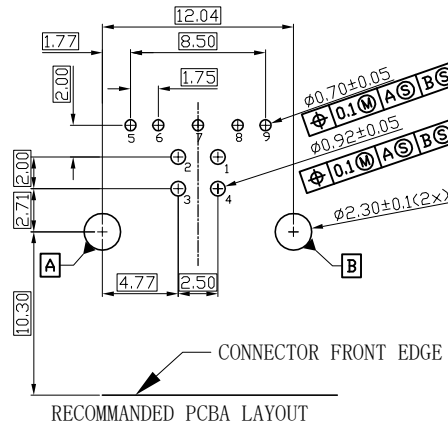
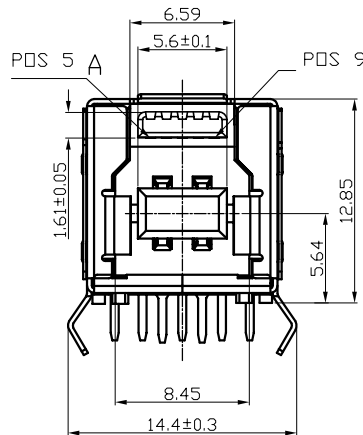
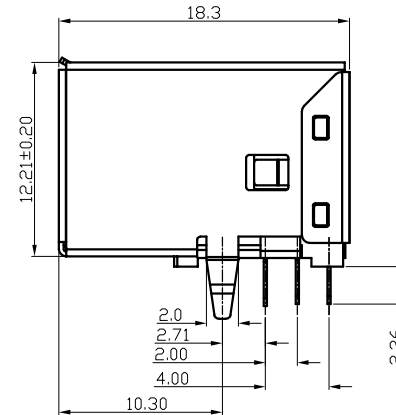
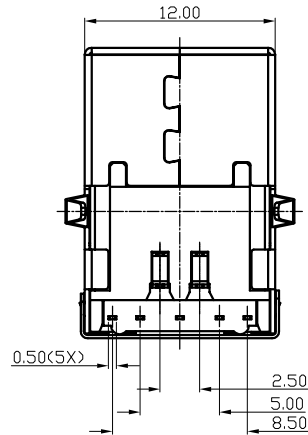
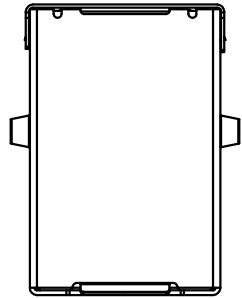


RoHS Compliant

| REVISIONS | | | |
|-----------|-------------|------|--------|
| REV. | DESCRIPTION | DATE | DESIGN |
| | | | |



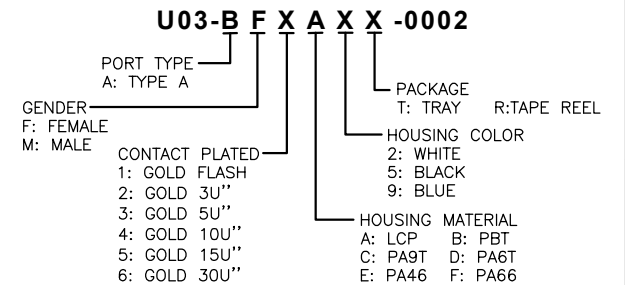
NOTE:

- MATERIAL:
 - INSULATOR: LCP UL 94V-0
 - CONTACT: COPPER (5PIN: T=0.20/4PIN: T=0.25)
 - SHELL: BRASS (T=0.30/T=0.20)
- ELECTRICAL CHARACTERISTICS:
 - CONTACT RESISTANCE: 30mΩ MAXIMUM
 - CONTACT CURRENT RATING: 1.5A
 - DIELECTRIC WITHSTANDING VOLTAGE: 100VR.M.S.
 - INSULATION RESISTANCE 100 MEGOHMS MIN
 - OPERATING TEMPERATURE: -40° C ~ 85° C
- MECHANICAL CHARACTERISTICS:
 - MATING FORCE: 3.57kg MAX
 - UNMATED FORCE: 1.02kg MIN INITIAL/0.82kg MIN AFTER TEST.
 - DURABILITY: 1,500 CYCLES MIN
- PLATING

TERMINAL: 50u" MIN NICKEL ALL OVER 80u" MIN Tin ON SOLDER AREA (1~30)u" Au ON CONTACT AREA
- SHELL: NICEL PLATED
- "▼" FOR MAJOR DIM.
- "⊗" FOR FAI DIM.

| Pin NUMBER | SIGNAL NAME |
|------------|-------------|
| 1 | VBUS |
| 2 | D- |
| 3 | D+ |
| 4 | GND |
| 5 | StdB_SSTX- |
| 6 | StdB_SSTX+ |
| 7 | GND_DRAIN |
| 8 | StdB_SSRX- |
| 9 | StdB_SSRX+ |
| Shell | Shield |

PART NO. INFORMATION



Bestcreate Technology Limited

TOLERANCES UNLESS OTHERWISE SPECIFIED:

| | | | |
|-----|--------|------|------|
| X. | ± 0.30 | X.* | ± 3' |
| .X | ± 0.20 | .X* | ± 2' |
| .XX | ± 0.15 | .XX* | ± 1' |

DESIGN: I. L DATE: 2017. 3. 1

CHECKED: C. W DATE: 2017. 3. 1

APPROVED: C. W DATE: 2017. 3. 1

TITLE: USB3.0 B FEMALE 90° DIP H12.9

MATERIAL: PART NO: U03-BFXAXX-0002 SIZE: A4

FINISH: DWG NO: U03-BFXAXX-0002 SHEET: 1 OF 1

| | | | |
|--------|---------|-----------|-----------------|
| REV: A | UNIT mm | SCALE 1=1 | QUALITY SYMBOLS |
|--------|---------|-----------|-----------------|

Website: www.bsc-elec.com
E-mail: bestcreate@bsc-elec.com