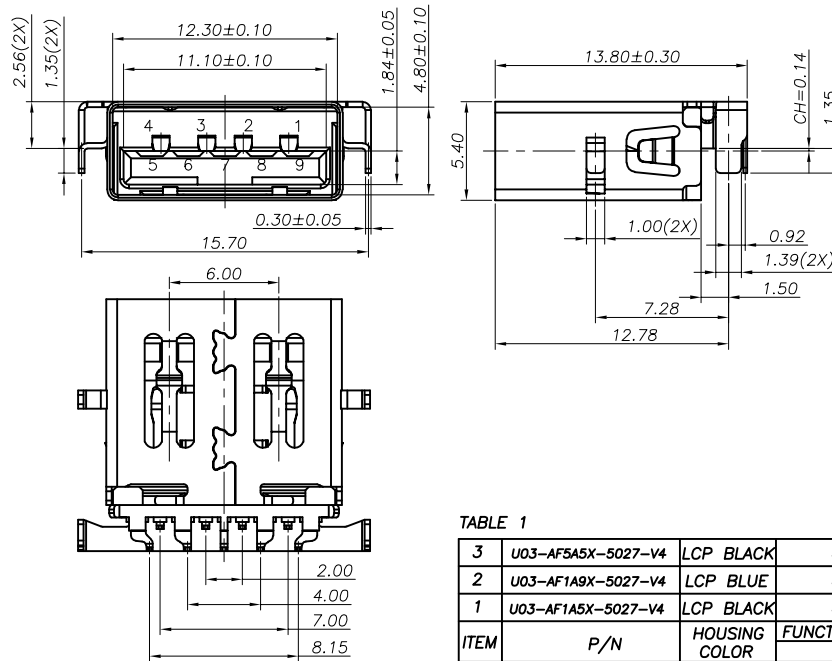
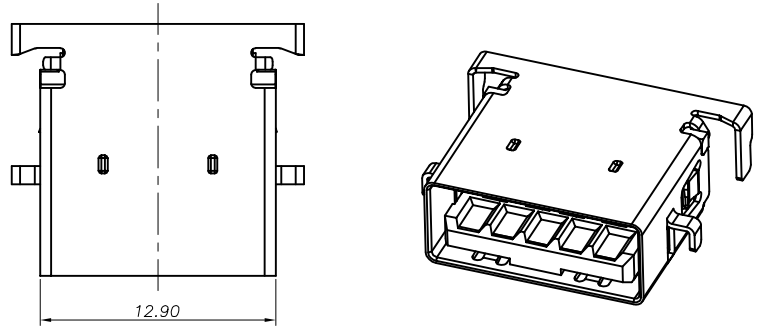


RoHS Compliant

REVISIONS			
REV.	DESCRIPTION	DATE	DESIGN



NOTE:
 1.MATERIAL SPECIFICATION:
 1.HOUSING:HIGH LCP UL 94 V-0
 2.CONTACTS: COPPER ALLOY(C5191)
 3.FRONT SHELL: STAINLESS STEEL(SUS201)
 2.PLATING SPECIFICATION:
 2-1.TERMINAL:
 Ni 50u" MIN. UNDER PLATED OVER ALL.
 Au PLATED ON THE FUNCTIONAL AREA OF CONTACT.
 (GOLD PLATING THICKNESS FOLLOW THE P/N)
 PLATING SPECIFICATIONS OF THE SOLDER AREA FOLLOW THE P/N
 2-2.FRONT SHELL:
 Ni 30u" MIN. UNDER PLATED OVER ALL.
 3.MECHANICAL PERFORMANCE,
 3-1.INSERTION FORCE: 3.5Kgf MAX
 3-2.REMOVAL FORCE: 1.02kgf MIN
 3-3.DURABILITY: 1500 CYCLES.
 4.ELECTRICAL PERFORMANCE,
 4-1.CURRENT RATING:
 VBUS & GND PINS: 1.8A MAX.
 OTHER PINS: 0.25A MAX.
 4-2. LLCR:
 VBUS & GND PINS AND OTHER PINS: 30mΩ/PIN MAX.
 SHIELD: 50mΩ/MAX.
 LLCR MAX. CHANGE OF ALL PINS: 10mΩ.
 4-3.INSULATION RESISTANCE: 100MΩ MIN
 4-4.DIELECTRIC WITHSTAND VOLTAGE,DC 100V FOR 1 MINUTE.
 5. ENVIRONMENTAL PERFORMANCE:
 OPERATING TEMPERATURE: -25°C~+85°C.
 6.IR REFLOW:
 THE PEAK TEMPERATURE ON THE BOARD SHALL
 BE MAINTAINED FOR 10 SECONDS AT 260°C.

PART NO. INFORMATION

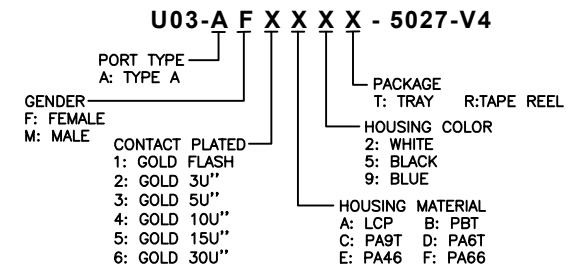


TABLE 1

3	U03-AF5A5X-5027-V4	LCP BLACK	Au:15u"	Sn	Ni
2	U03-AF1A9X-5027-V4	LCP BLUE	Au:1u"	Sn	Ni
1	U03-AF1A5X-5027-V4	LCP BLACK	Au:1u"	Sn	Ni
ITEM	P/N	HOUSING COLOR	FUNCTIONAL AREA	SOLDER AREA	SHELL
			TERMINAL		PLATING

Bestcreate Technology Limited

TOLERANCES UNLESS OTHERWISE SPECIFIED:

X.	± 0.30	X'	± 10'
.X	± 0.20	.X'	± 8'
.XX	± 0.10	.XX'	± 5'

Website: www.bsc-elec.com

E-mail: bestcreate@bsc-elec.com

DESIGN: I. L DATE: 2017. 3. 1

CHECKED: C. W DATE: 2017. 3. 1

APPROVED: C. W DATE: 2017. 3. 1

TITLE: USB 3.0 AF(L=13.80) MID MOUNT CH=0.14

MATERILA: FINSH: PART NO: U03-AFXAXX-5027-V4 SIZE: A4

DWG NO: U03-AFXAXX-5027-V4 SHEET: 1 OF 3

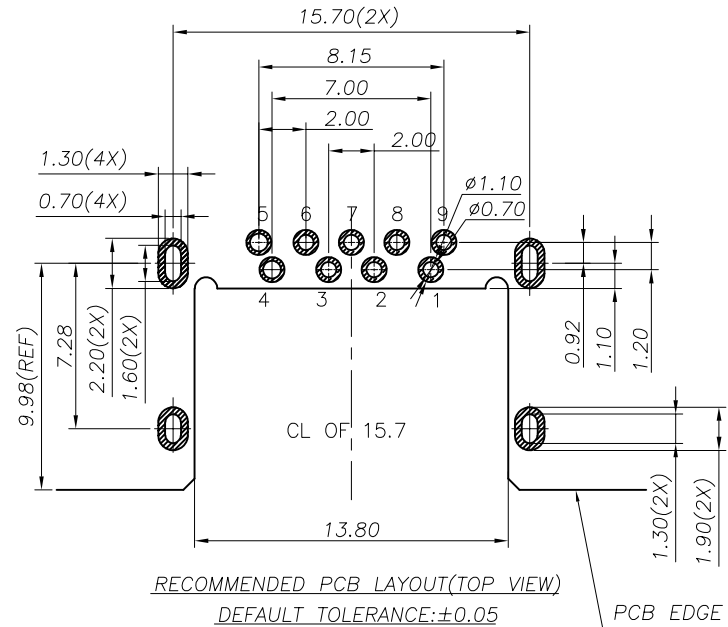
REV:	UNIT	SCALE	QUALITY SYMBOLS
A	mm	1=1	

RoHS Compliant

REVISIONS			
REV.	DESCRIPTION	DATE	DESIGN

USB 3.0 PIN ASSIGNMENTS

Pin #	SIGNAL NAME	DESCRIPTION	MATING SEQUENCE
1	VBUS	POWER	SECOND
2	D-	USB 2.0 DIFFERENTIAL PAIR	THIRD
3	D+		
4	GND	GROUND FOR POWER RETURN	SECOND
5	StdA_SSRX-	SUPERSPEED RECEIVER DIFFERENTIAL PAIR	LAST
6	StdA_SSRX+		
7	GND_DRAIN	GROUND FOR SIGNAL RETURN	
8	StdA_SSTX-	SUPERSPEED TRANSMITTER DIFFERENTIAL PAIR	
9	StdA_SSTX+		
Shell	Shield	CONNECTOR METAL SHELL	FRIST



Bestcreate Technology Limited

TOLERANCES UNLESS OTHERWISE SPECIFIED:

X.	± 0.30	X.'	± 3'
.X	± 0.20	.X'	± 2'
.XX	± 0.15	.XX'	± 1'

DESIGN: I. L DATE: 2017. 3. 1

CHECKED: C. W DATE: 2017. 3. 1

APPROVED: C. W DATE: 2017. 3. 1

TITLE: USB 3.0 AF (L=13.80) MID MOUNT CH=0.14

MATERIA: PART NO: U03-AFXAXX-5027-V4 SIZE: A4

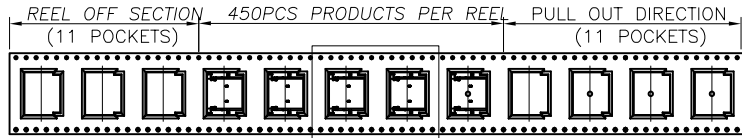
FINSH: DWG NO: U03-AFXAXX-5027-V4 SHEET: 2 OF 3

REV: A UNIT mm SCALE 1=1 QUALITY SYMBOLS

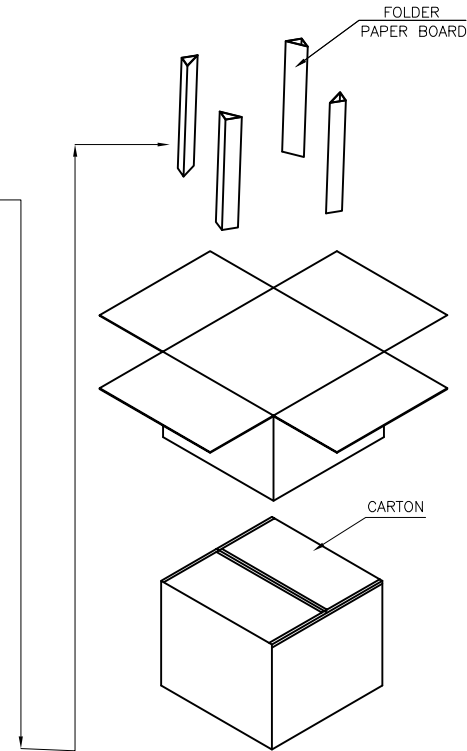
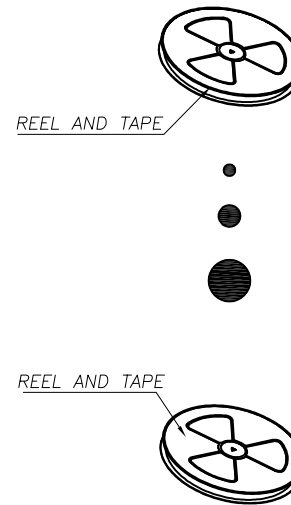
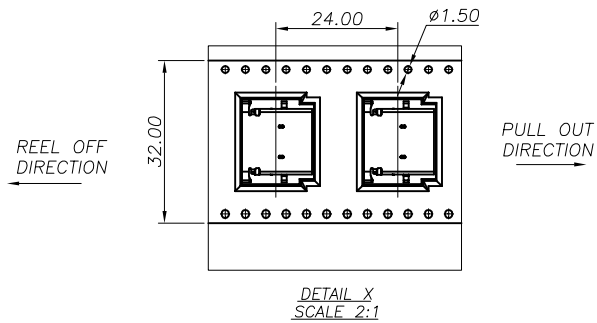
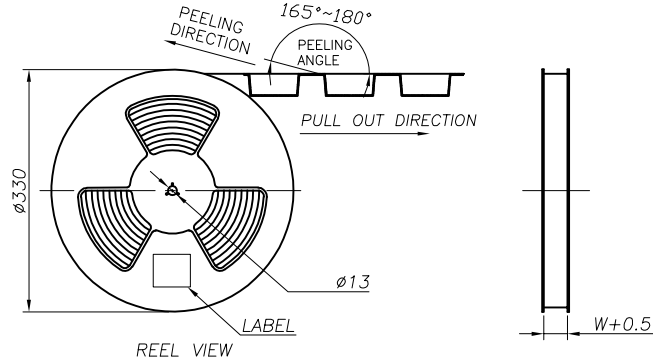
Website: www.bsc-elec.com
E-mail: bestcreate@bsc-elec.com

RoHS Compliant

REVISIONS			
REV.	DESCRIPTION	DATE	DESIGN



SEE DETAIL X



	REEL/TRAY	CARTON
CONNECTOR (PCS)	450	3600

Bestcreate Technology Limited

TOLERANCES UNLESS OTHERWISE SPECIFIED:

X.	± 0.30	X'	± 10'
.X	± 0.20	.X'	± 8'
.XX	± 0.10	.XX'	± 5'

Website: www.bsc-elec.com
E-mail: bestcreate@bsc-elec.com

DESIGN: I. L
DATE: 2017. 3. 1

CHECKED: C. W
DATE: 2017. 3. 1

APPROVED: C. W
DATE: 2017. 3. 1

TITLE: USB 3.0 AF(L=13.80) MID MOUNT CH=0.14

MATERIAL: PART NO: U03-AFXAXX-5027-V4
SIZE: A4

FINISH: DWG NO: U03-AFXAXX-5027-V4
SHEET: 3 OF 3

REV:	UNIT	SCALE	QUALITY SYMBOLS
A	mm	1=1	