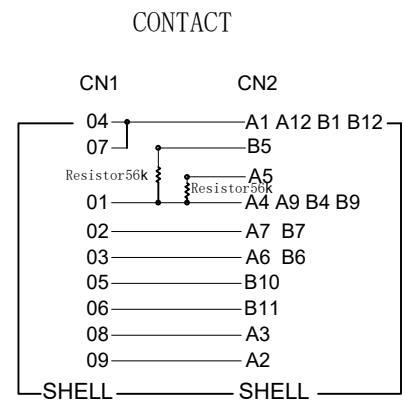

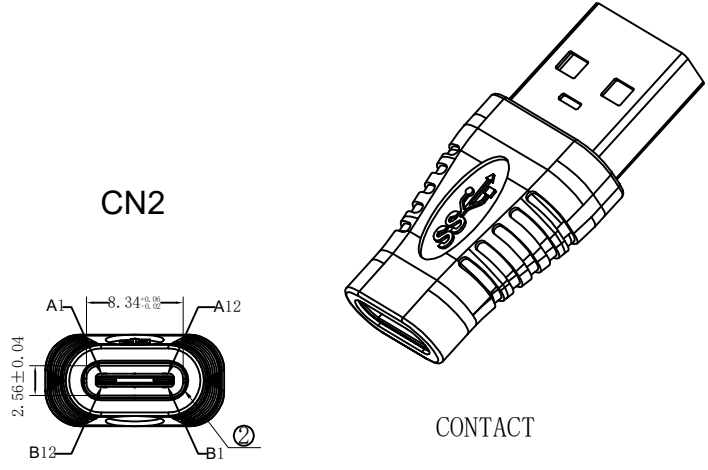
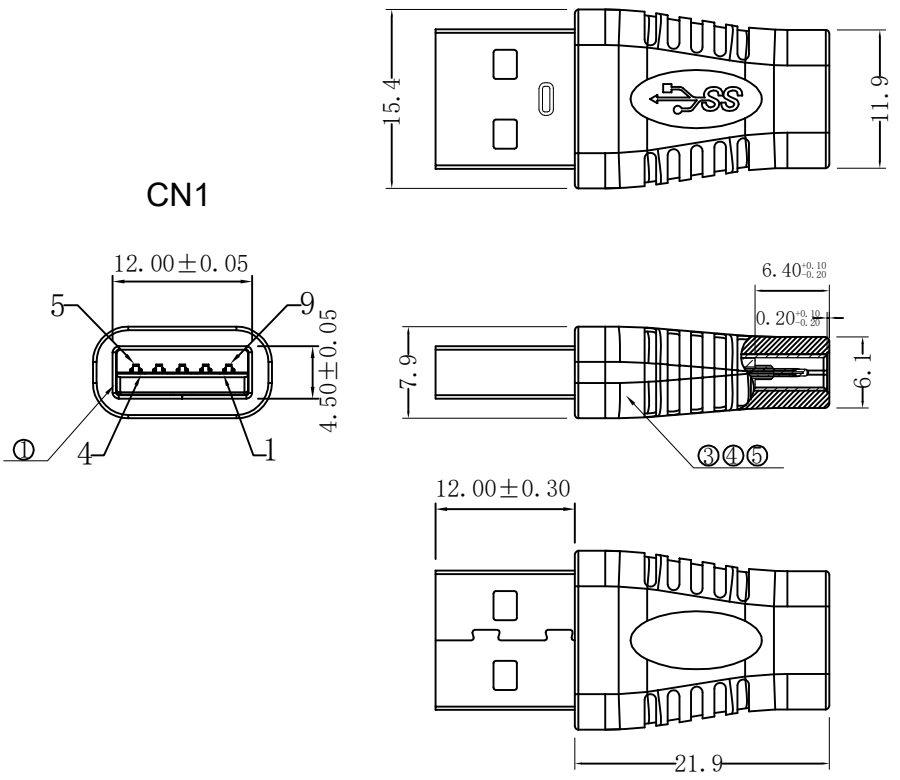


RoHS Compliant

REVISIONS			
REV.	DESCRIPTION	DATE	DESIGN



NOTES:

- 1.100% open short test condition;
2. Conductor Resistance $\leq 5\Omega$, insulation resistance $\geq 10M\Omega$.
High voltage test, DC 300V/10mS.
3. Support Power Charging、Data Transfer.
4. PCB Board Connection.

5	Outer Mold	PVC 45P BLACK	5.09.02-1	2.7G
4	Internal Mold	PE SIZING MATERIAL TRANSPARENCY	5.09.01-0	1.6G
3	In-Connection	PCB T=0.8MM 2*Resistor 56K	5.12.239	1PCS
2	Connector	USB TYPE CF SHELL NICKEL PLATED PIN G/F	5.03.60	1PCS
1	Connector	USB 3.0 AM SHELL NICKEL PLATED PIN G/F BLUE	5.03.26	1PCS
NO	NAME	MATERIAL	NO	QTY

Bestcreate Technology Limited

TOLERANCES UNLESS OTHERWISE SPECIFIED:			
X.	±	0.50	X.* ± 5'
.X	±	0.30	.X* ± 2'
.XX	±	0.10	.XX* ± 1'

Website: www.bsc-elec.com
Email: bestcreate@bsc-elec.com

DESIGN:	I. L	DATE:	2017.3.1
CHECKED:	C. W	DATE:	2017.3.1
APPROVED:	C. W	DATE:	2017.3.1

TITLE:			USB3.0 AM TO TYPE CF 180°
MATERILA:	PART NO:	AD30AMCF-005	SIZE: A4
FINSH:	DWG NO:	AD30AMCF-005	

REV: A	UNIT: mm	SCALE: 1=1	QUALITY SYMBOLS
--------	----------	------------	-----------------