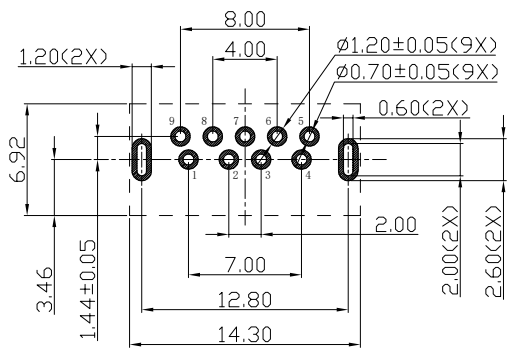
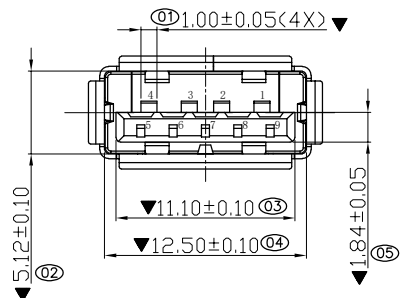
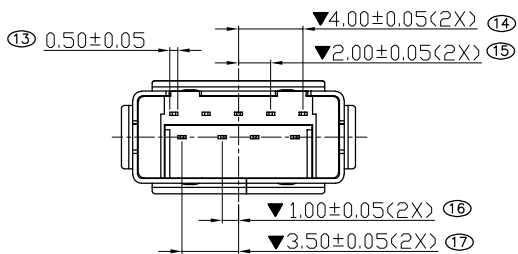
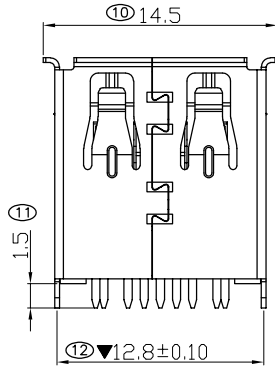
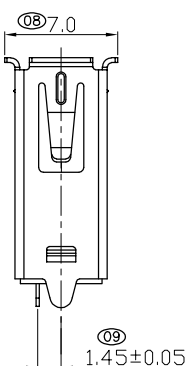
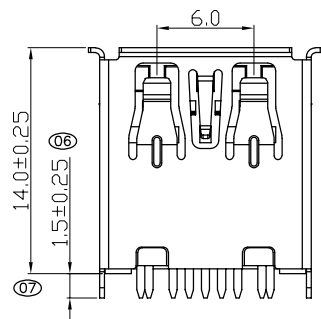


RoHS Compliant

REVISIONS			
REV.	DESCRIPTION	DATE	DESIGN



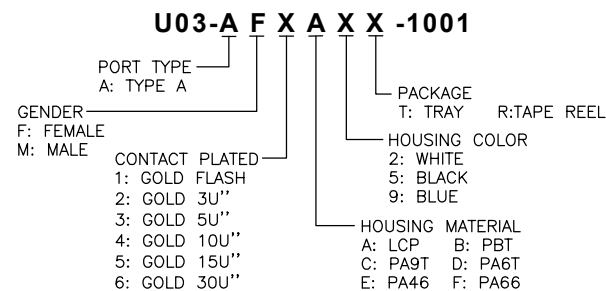
P.C.B LAYOUT(TOP VIEW)
TOLERANCE: ±0.05mm



Pin NUMBER	SIGNAL NAME
1	VBUS
2	D-
3	D+
4	GND
5	StdA_SSRX-
6	StdA_SSRX+
7	GND_DRAIN
8	StdA_SSTX-
9	StdA_SSTX+
Shell	Shield

- NOTES:
- ELECTRONIC:
CONTACT RESISTANCE: 30mohm MAX
INSULATION RESISTANCE: 100 Mohm MIN
WITHSTAND VOLTAGE: AC 100V, 1min.
 - MECHANICAL:
DURABILITY: 1500 CYCLE.
 - ENVIRONMENT CHARACTERISTICS:
OPERATING TEMPERATURE: -25°C TO +85°C
 - MECHANICAL CHARACTERISTICS:
4.1 MATING FORCE: 35 N Max
4.2 UNMATED FORCE: 10 N Min INITIAL;
8 N Min AFTER TEST

PART NO. INFORMATION



Bestcreate Technology Limited

TOLERANCES UNLESS OTHERWISE SPECIFIED:		DESIGN: I. L	DATE: 2017. 3. 1	TITLE: USB 3.0 AF 180度DIP L=14.0(卷边直脚)	
X.	± 0.30	X.'	± 3'	CHECKED: C. W	DATE: 2017. 3. 1
.X	± 0.20	.X'	± 2'	APPROVED: C. W	DATE: 2017. 3. 1
.XX	± 0.15	.XX'	± 1'	MATERILA:	PART NO: U03-AFXAXX-1001
Website: www.bsc-elec.com	E-mail: bestcreate@bsc-elec.com		FINSH:	DWG NO: U03-AFXAXX-1001	SIZE: A4
REV: A	UNIT: mm	SCALE: 1=1	QUALITY SYMBOLS	SHEET: 1 OF 1	

1

2

3

4

5

6

7

8