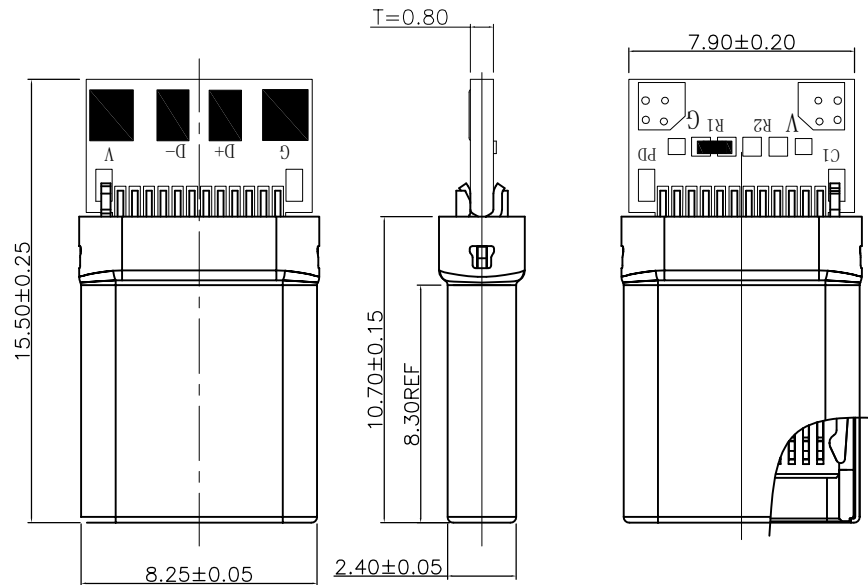


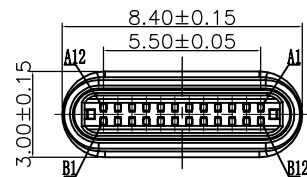
RoHS Compliant

REVISIONS			
REV.	DESCRIPTION	DATE	DESIGN



A12	A11	A10	A9	A8	A7	A6	A5	A4	A3	A2	A1
GND	RX2+	RX2-	Vbus	SBU1	D-	D+	CC	Vbus	TX1-	TX1+	GND
GND	TX2+	TX2-	Vbus	Vconn			SBU2	Vbus	RX1-	RX1+	GND
B1	B2	B3	B4	B5	B6	B7	B8	B9	B10	B11	B12

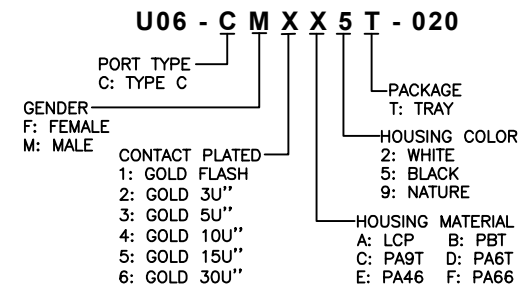
SPECIFICATION  
 MATERIAL  
 See drawing  
 STANDARD DATA  
 Rating current:3.0A  
 ELECTRICAL  
 Insulator resistance: 100Mohms MIN  
 Withstanding voltage: 100 VAC /minute  
 Contact resistance: 40mohms MAX  
 MECHANICAL  
 Mating force: 5~20N MAX  
 Unmating force: 6~20N MIN  
 Durability: 10,000 cycles min



PIN ASSIGNMENT	
Pin No.	Signal Name
A1, A12, B1, B12, Shell	G
A5	
A6	D+
A7	D-
A4, A9, B4, B9	V
R=56KΩ ± 5%	

ITEM	PARTS NAME	Q'TY	MATERIAL	FINISH/REMARK
1	SHELL	1	S136L	Ni:50U" G/F
2	Insert molding 12PIN	2	LCP	黑色
3	GND SPRING	2	SUS301	Ni:50U"
4	Molding HOUSING	2	LCP	黑色
5	CONTACT	24	C5210&C7025	Contact area:gold flash, Solder tails:tin 100u",Ni:50u"

PART NO. INFORMATION



**Bestcreate Technology Limited**

TOLERANCES UNLESS OTHERWISE SPECIFIED:

X.	± 0.30	X.'	± 2"
.X	± 0.20	.X'	± 1"
.XX	± 0.10	.XX'	± 0.5"

Website:www.bsc-elec.com  
 Email:bestcreate@bsc-elec.com

DESIGN: I.L DATE:

CHECKED: C.W DATE:

APPROVED: C.W DATE:

TITLE: USB 2.0 TYPE-C 24P A-C 56k Ω

MATERILA:	PART NO: U06-CMXX5T-020	SIZE: A4
FINISH:	DWG NO: U06-CMXX5T-020	

REV: A	UNIT mm	SCALE 1=1	QUALITY SYMBOLS
--------	---------	-----------	-----------------