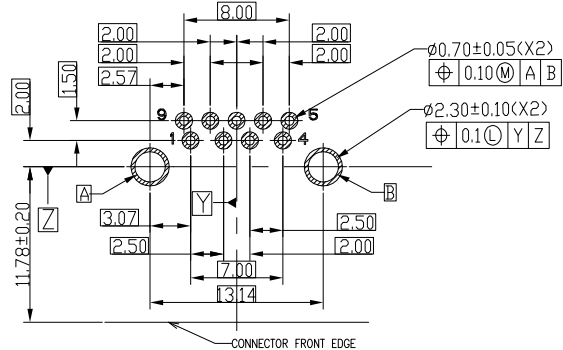
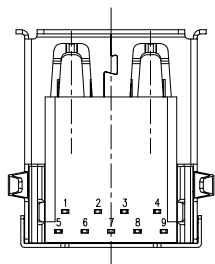
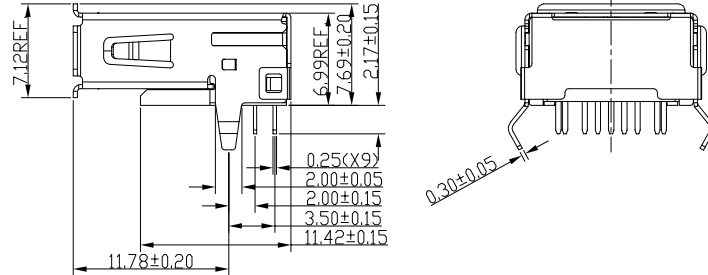
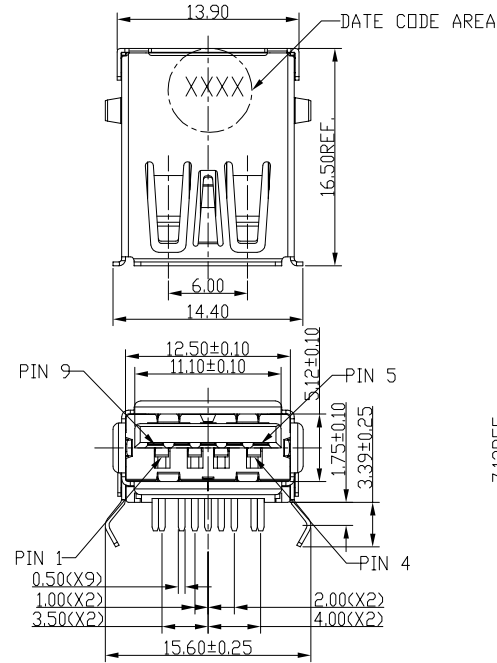


RoHS Compliant

REVISIONS			
REV.	DESCRIPTION	DATE	DESIGN

Pin #	SIGNAL NAME	DESCRIPTION	MATING SEQUENCE
1	VBUS	POWER	SECOND
2	D-	USB 2.0 DIFFERENTIAL PAIR	THIRD
3	D+	DIFFERENTIAL PAIR	
4	GND	GROUND FOR POWER RETURN	SECOND
5	StdA_SSRX-	SUPERSPEED RECEIVER DIFFERENTIAL PAIR	LAST
6	StdA_SSRX+	DIFFERENTIAL PAIR	
7	GND_DRAIN	GROUND FOR SIGNAL RETURN	
8	StdA_SSTX-	SUPERSPEED TRANSMITTER DIFFERENTIAL PAIR	
9	StdA_SSTX+	DIFFERENTIAL PAIR	
Shell	Shield	CONNECTOR METAL SHELL	FRIST

NOTES:
 1.0. ELECTRICAL CHARACTERISTIC:
 1.1. LOW LEVEL CONTACT RESISTANCE:
 INITIAL: 30 mΩ MAXIMUM FOR POWER AND GROUND CONTACTS.
 AFTER: 10 mΩ MAXIMUM FOR ALL OTHER CONTACTS.
 1.2. DIELECTIC WITHSTANDING VOLTAGE: 100 VAC FOR ONE MINUTE AT SEA LEVEL.
 1.3. INSULATION RESISTANCE: 100 MΩ MINIMUM.
 2.0. MECHANICAL CHARACTERISTIC:
 2.1. INSERTION FORCE: 35N (3.57 Kg) MAXIMUM.
 2.2. EXTRACTION FORCE: INITIAL: 10N (1.02Kg) MINIMUM.
 AFTER: 8N (0.816Kg) MINIMUM.
 3.0 PRODUCT Evaluation Report Number: TBD



REFERENCE PCB LAYOUT (THICKNESS: 1.60mm)
 TOLERANCE: #±0.05mm

ITEM	DESCRIPTION	Q'TY	PART #	MATERIAL/FINISH
05	FLAT CONTACT	5	XXX	C2880/Au 1~30U" PLATED
04	SPRING CONTACT	4	XXX	C5191/Au1~30U" PLATED
03	COVER	1	XXX	PA9T&LCP/UL94 V-0 RATED HALOGEN-FREE
02	HOUSING	1	XXX	PA9T/LCP/UL94 V-0 RATED HALOGEN-FREE
01	SHELL	1	XXX	SUS201/T=0.3±0.02mm

PART NO. INFORMATION

U03-A F X A X X - 3013

PORT TYPE: A: TYPE A

GENDER: F: FEMALE, M: MALE

CONTACT PLATED:
 1: GOLD FLASH
 2: GOLD 3U"
 3: GOLD 5U"
 4: GOLD 10U"
 5: GOLD 15U"
 6: GOLD 30U"

PACKAGE:
 T: TRAY, R: TAPE REEL

HOUSING COLOR:
 2: WHITE
 5: BLACK
 9: BLUE

HOUSING MATERIAL:
 A: LCP, B: PBT
 C: PA9T, D: PA6T
 E: PA46, F: PA66

Bestcreate Technology Limited

TOLERANCES UNLESS OTHERWISE SPECIFIED:	
X. ± 0.30	X.* ± 3°
.X ± 0.20	.X* ± 2°
.XX ± 0.15	.XX* ± 1°

Website: www.bsc-elec.com
 E-mail: bestcreate@bsc-elec.com

DESIGN: I.L	DATE: 2017.3.1
CHECKED: C.W	DATE: 2017.3.1
APPROVED: C.W	DATE: 2017.3.1

TITLE: USB 3.1 VERSION AF CONNECTOR 90D, WITH FLANGE		
MATERIAL:	PART NO: U03-AFXAXX-3013	SIZE: A4
FINISH:	DWG NO: U03-AFXAXX-3013	SHEET: 1 OF 1

REV: A	UNIT: mm	SCALE: 1=1	QUALITY SYMBOLS
--------	----------	------------	-----------------