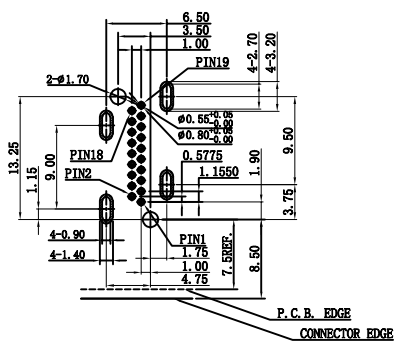
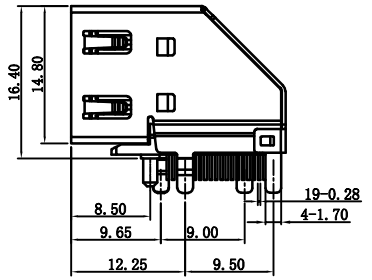
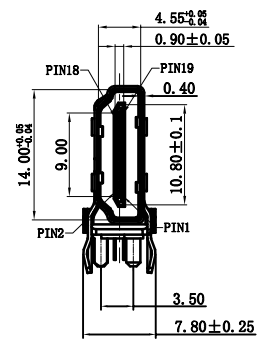
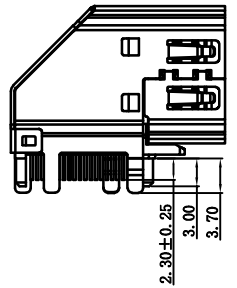
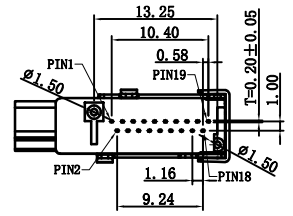
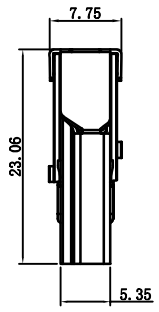


RoHS Compliant

REVISIONS			
REV.	DESCRIPTION	DATE	DESIGN



RECOMMENDED PCB LAYOUT (TOP VIEW)  
TOLERANCE: ±0.05mm

SPECIFICATIONS:

- ELECTRICAL CHARACTERISTICS
  - CURRENT RATING: 0.5 AMP
  - VOLTAGE RATING: 40 V
  - CONTACT RESISTANCE: 30MILLIOHMS MAX
  - INSULATION RESISTANCE: 100M MIN. @500V DC
  - DIELECTRIC WITHSTANDING VOLTAGE: 500V AC FOR 1 MINUTE
- MECHANICAL CHARACTERISTICS:
  - INSERTION FORCE : 4.5KGF MAX.
  - WITHDRAWING FORCE : 1KGF ~ 4KGF.
- LIFE TEST: 10000 CYCLES
- OPERATING TEMPERATURE: -25° C TO +85° C
- PART NO. DESCRIPTION:

PART NO. INFORMATION

**HD01-A F X X 5 X - 035**

- PORT TYPE  
A: TYPE A
- GENDER  
F: FEMALE  
M: MALE
- CONTACT PLATED  
1: GOLD FLASH  
2: GOLD 3U"  
3: GOLD 5U"  
4: GOLD 10U"  
5: GOLD 15U"  
6: GOLD 30U"
- PACKAGE  
T: TRAY R: TAPE&REEL
- HOUSING COLOR  
2: WHITE  
5: BLACK  
9: NATURE
- HOUSING MATERIAL  
A: LCP B: PBT  
C: PA9T D: PA6T  
E: PA46 F: PA66

C	SHELL	1	C2680R-H Ni 50u"Min T=0.4mm PLATING ALL OVER
B	TERMINAL	19	C2680R-H, T=0.2±0.05mm
A	HOUSING	1	LCP E130i UL94V-0 BLACK
NO	PART NAME	QTY	MATERIAL PLATING & COLOR

**Bestcreate Technology Limited**

TOLERANCES UNLESS OTHERWISE SPECIFIED:  
 .X ± 0.35 X' ± 3'  
 .XX ± 0.25 .X' ± 2'  
 .XXX ± 0.15 .XX' ± 1'  
 E-mail: [bestcreate@bsc-elec.com](mailto:bestcreate@bsc-elec.com)  
 Website: [www.bsc-elec.com](http://www.bsc-elec.com)

DESIGN: I. L. DATE: 2017. 3. 1  
 CHECKED: C. W. DATE: 2017. 3. 1  
 APPROVED: C. W. DATE: 2017. 3. 1

TITLE: UPRIGHT HDMI 2.1 VERSION A FEMALE CONNECTOR  
 MATERILA: FINSH:  
 PART NO: HD01-AFXX5X-035  
 DWG NO: HD01-AFXX5X-035  
 SIZE: A4

REV: A UNIT mm SCALE 1=1 QUALITY SYMBOLS