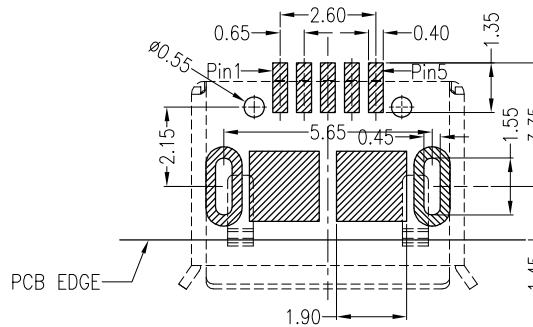
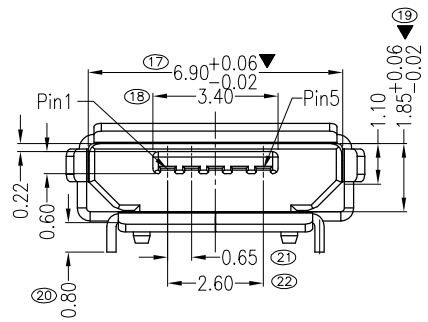
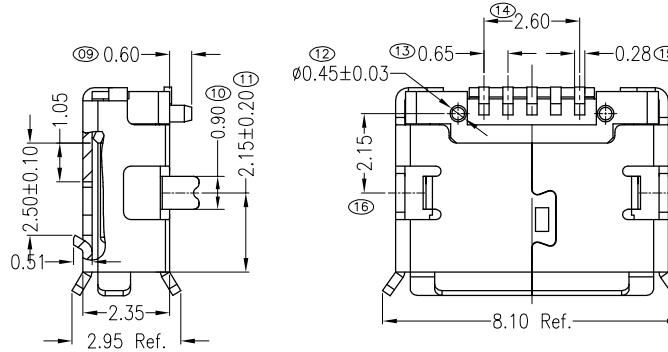
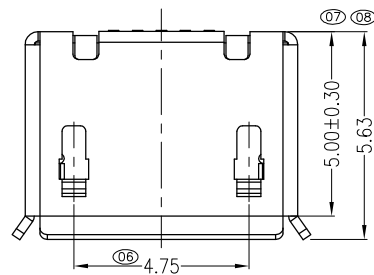
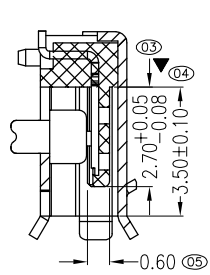
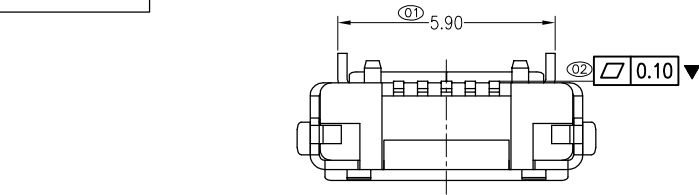


RoHS Compliant

REVISIONS			
REV.	DESCRIPTION	DATE	DESIGN



RECOMMENDED PCB LAYOUT
PCB图仅供参考

Note:

1.Material:

- 1.1 Housing: High temperature thermoplastic with g.f,UL94v-0
- 1.2 Contact: copper alloy,t=0.20mm
- 1.3 Shell: copper alloy,t=0.25mm

2.Specification:

- 2.1 Current rating: 1,5PIN 1.8A Max/2,3,4PIN 1A Max.
- 2.2 Dielectric withstanding voltage: 100 V(ac) for 1 min.
- 2.3 Contact resistance: 30 mΩ Max.
- 2.4 Insulation resistance: 100 MΩ Min.
- 2.5 Total mating force: 3.57 Kgf Max.
- 2.6 Total unmating force: 1.0 Kgf Min.
- 2.7 Temperature range: -30°C~80°C

PART NO. INFORMATION

U01-AB F X X 5 R - 904

PORT TYPE AB: TYPE AB	PACKAGE R: TAPE REEL
GENDER F: FEMALE M: MALE	HOUSING COLOR 2: WHITE 5: BLACK 9: NATURE
CONTACT PLATED 1: GOLD FLASH 2: GOLD 3U" 3: GOLD 5U" 4: GOLD 10U" 5: GOLD 15U" 6: GOLD 30U"	HOUSING MATERIAL A: LCP B: PBT C: PA9T D: PA6T E: PA46 F: PA66

Bestcreate Technology Limited

TOLERANCES UNLESS OTHERWISE SPECIFIED:

X.	± 0.30	X.*	± 3*
.X	± 0.25	.X.*	± 2*
.XX	± 0.20	.XX.*	± 1*

Website: www.bsc-elec.com
E-mail: bestcreate@bsc-elec.com

DESIGN: I. L DATE: 2017/3/1

CHECKED: C. W DATE: 2017/3/1

APPROVED: C. W DATE: 2017/3/1

TITLE: **Micro USB 5P/F AB Type THRU HOLE**

MATERILA:	PART NO: U01-ABFXX5R-904	SIZE: A4
FINSH:	DWG NO: U01-ABFXX5R-904	SHEET: 1 OF 1

REV: A	UNIT mm	SCALE 1=1	QUALITY SYMBOLS
--------	---------	-----------	-----------------