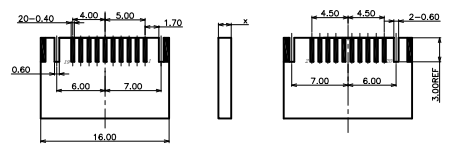
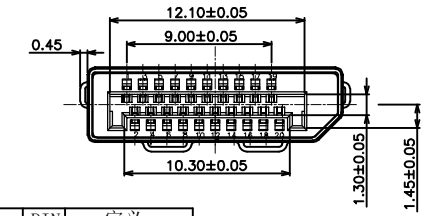
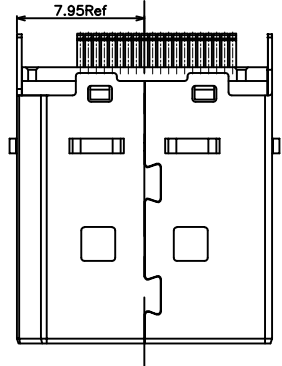
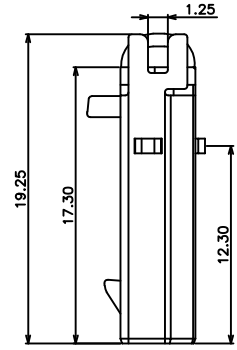
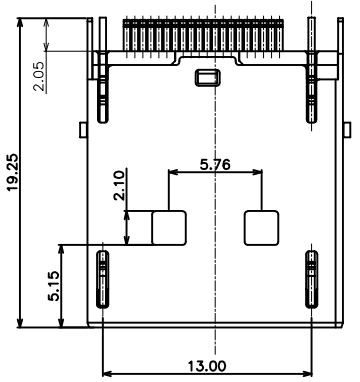
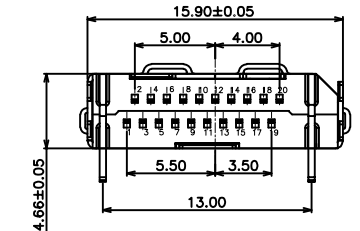


RoHS Compliant

REVISIONS			
REV.	DESCRIPTION	DATE	DESIGN



PCB Layout Reference  
SCALE 2:1

- 备注:
- 材质:
    - 端子MOLDING: LCP+30%G/F, UL 94V-0, 颜色: 黑色
    - HOUSING: LCP+30%G/F, UL 94V-0, 颜色: 黑色
    - 端子: 材质: 磷铜C2680R-H T=0.20±0.01mm. 接触区镀金G/F.
    - 外壳: SPCC & 黄铜 T=0.30 镍底: 50~100U" & 镀金G/F
    - 卡钩: 不锈钢SUS301 T=0.40
  - 电气特性:
    - 接触阻抗: 30mΩ MAX(初始) FOR VBUS AND GND CONNECTS, 其它50mΩ MAX(初始) 环境与寿命测试后的变化值: +10Ω MAX
    - 绝缘阻抗: 100MΩ MIN.
    - 额定电流: 1.5A
    - 耐压: 100V AC(RMS)
  - 机械特性
    - 插入力: 4.5kg MAX.
    - 拔出力: 1.0kg MIN. 4.0kg Max
    - 寿命: 5000 CYCLES
  - 环境特性: 使用温度: -40° C-85° C
  - 符合本公司环境物质管理标准
  - 盐雾: 24H
- 标记▽为重点管控尺寸.  
 标记⊙为FAI尺寸.  
 标记■为CPK尺寸.

PART NO. INFORMATION

DP09- M X X X X - 003-V3-A

- GENDER  
F: FEMALE  
M: MALE
- CONTACT PLATED  
1: GOLD FLASH  
2: GOLD 3U"  
3: GOLD 5U"  
4: GOLD 10U"  
5: GOLD 15U"  
6: GOLD 30U"
- PACKAGE  
R: TAPE REEL T: TRAY
- HOUSING COLOR  
2: WHITE  
5: BLACK  
9: NATURE
- HOUSING MATERIAL  
A: LCP B: PBT  
C: PA9T D: PA6T  
E: PA46 F: PA66

PIN	定义	PIN	定义
1	ML_Lane0(P)	11	GND
2	GND	12	ML_Lane3(N)
3	ML_Lane0(N)	13	CFG1
4	ML_Lane1(P)	14	CFG2
5	GND	15	AUX(HLP)
6	ML_Lane1(N)	16	GND
7	ML_Lane2(P)	17	AUX(HLP)
8	GND	18	HOT PLUG
9	ML_Lane2(N)	19	Retarn(for Pwr)
10	ML_Lane3(P)	20	DP-PWR(3.3V 500mA)

**Bestcreate Technology Limited**

TOLERANCES UNLESS OTHERWISE SPECIFIED:		DESIGN:	DATE:	TITLE:	
.X	± 0.25	I. L	2017. 3. 1	DP 20P MALE CONNECTOR FOR 1.2MM PCB WITH HOOK	
.XX	± 0.20	CHECKED:	DATE:	MATERILA:	PART NO:
.XXX	± 0.15	C. W	2017. 3. 1	DP09-MXXXX-003-V3-A	SIZE: A4
Website: www.bsc-elec.com		APPROVED:	DATE:	FINSH:	DWG NO:
Email: bestcreate@bsc-elec.com		C. W	2017. 3. 1	DP09-MXXXX-003-V3-A	

REV: A	UNIT: mm	SCALE: 1=1	QUALITY SYMBOLS
--------	----------	------------	-----------------