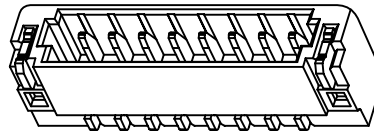
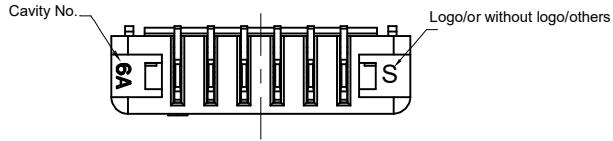


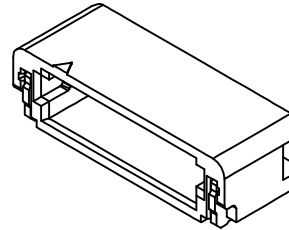
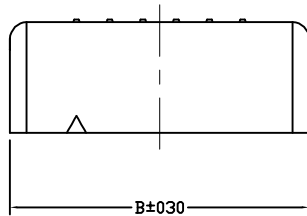
RoHS Compliant

REVISIONS			
REV.	DESCRIPTION	DATE	DESIGN



Specification

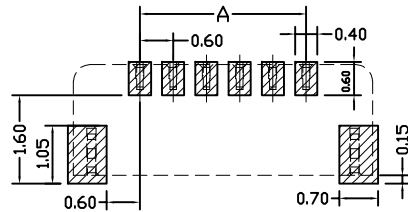
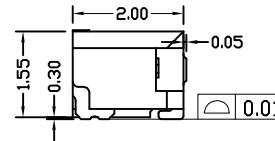
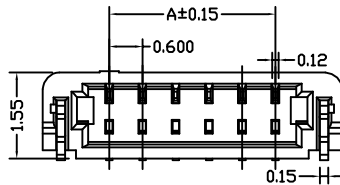
- Voltage Rating : 30V AC/DC
- Current Rating : 0.2A AC/DC
- Withstanding Voltage : 200V AC /minute
- Insulation Resistance : $\geq 100M\Omega$
- Temperature Range : - 25°C to + 85°C
- Contact Resistance : $\leq 30m\Omega$
- After Environmental Testing: $\leq 40m\Omega$
- Suitable Wire/Cable:AWG #34 to #36,OD:0.32 to 0.29mm



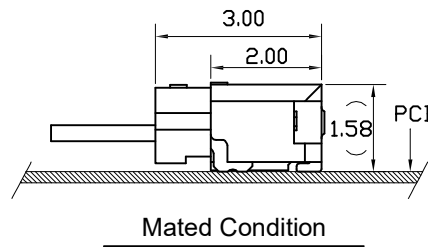
Ordering Information

A0601 W R S - XX LP - BK G
 1 2 3 4 5 6 7 8

- 1.Series No.
- 2.Category:W-Wafer
- 3.Welding Board Angle:R-Vertical/90°
- 4.Welding Way:S-SMT Type
- 5.Circuit No:XX
- 6.Material(Insulators):LP-LCP,UL94V-0
- 7.Color:Blank-Natural;BK-Black
- 8.Plating Method: G-Gold Plated



Recommended P.C.B Layout
 General Tolerance±0.05



Poles	Dimensions(mm)		Poles	Dimensions(mm)	
	A	B		A	B
02	0.60	3.00	12	6.60	9.00
03	1.20	3.60	13	7.20	9.60
04	1.80	4.20	14	7.80	10.20
05	2.40	4.80	15	8.40	10.80
06	3.00	5.40	16	9.00	11.40
07	3.60	6.00	17	9.60	12.00
08	4.20	6.60	18	10.20	12.60
09	4.80	7.20	19	10.80	13.20
10	5.40	7.80	20	11.40	13.80
11	6.00	8.40	22	12.60	14.40

Bestcreate Technology Limited

TOLERANCES UNLESS OTHERWISE SPECIFIED:

.X	± 0.30	.X'	± 3'
.XX	± 0.20	.X''	± 2'
.XXX	± 0.10	.XX'	± 1'

DESIGN: I.L DATE: 2017.3.1

CHECKED: C.W DATE: 2017.3.1

APPROVED: C.W DATE: 2017.3.1

TITLE: 0.6MM(.024") PITCH PCB HEADER/WAFER R/A SMD/SMT

MATERIA:	PART NO: A0601WRS-XXLP-BKG	SIZE: A4
FINSH:	DWG NO: A0601WRS-XXLP-BKG	

REV: A UNIT: mm SCALE: 1=1 QUALITY SYMBOLS

Website:www.bsc-elec.com
 Email:bestcreate@bsc-elec.com