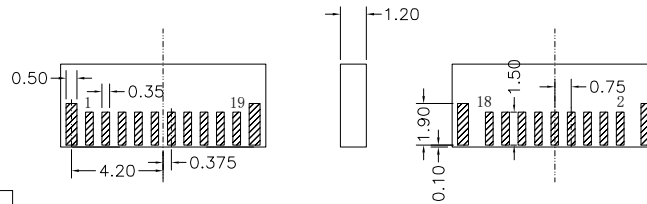
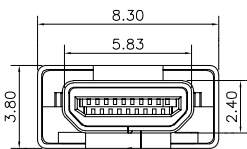
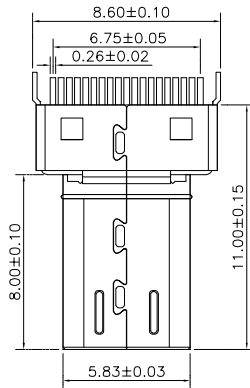
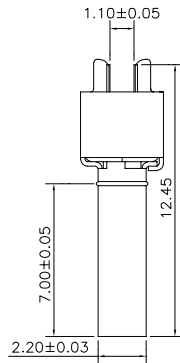
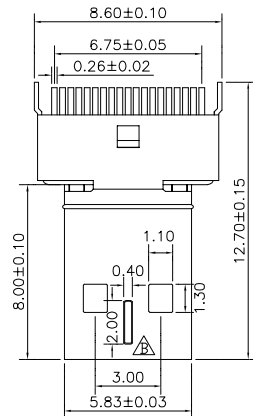
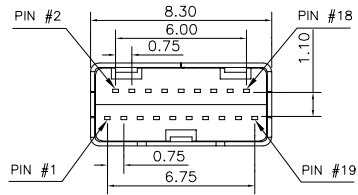


RoHS Compliant

REVISIONS			
REV.	DESCRIPTION	DATE	DESIGN



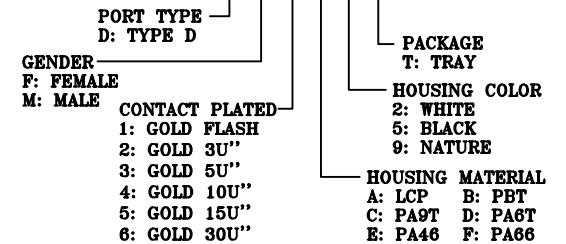
PCB LAYOUT

NOTE:

- Electrical
 - Rated Voltage: 40V AC/DC maximum
 - Rated Current: 0.3A max.
 - Dielectric strength: 150V AC/1 minute
 - Insulation Resistance: 150V DC 10MΩ min.
 - Contact Resistance: 30M Max.
- Mechanical
 - Insertion Force Max: 4.5kgf max.
 - Removal Force Min: 0.5kgf min. , 2.5kgf max.
 - Durability: 5,000 cycles at 100+150 cycles per hour
- Plating
 - Terminal: Contact area: gold plated over 50u" NI min. Soldered area: 100u" mist TIN plated over 50u" NI min.
 - Shell: G/F plated over 50u" NI min.
- Ambient Temperature: -25. C To +85. C

PART NO. INFORMATION

HD01-D M X X 5 T - 003-V1



SHELL	C2680	1	G/F PLATED OVER 50u" NI min.
9Pin CONTACT	C5191	9	CONTACT AREA: GOLD PLATED OVER 50u" NI min. SOLDERED AREA: 100u" MIST TIN PLATED OVER 50u" NI min.
10Pin CONTACT (SHORT)	C5191	10	CONTACT AREA: GOLD PLATED OVER 50u" NI min. SOLDERED AREA: 100u" MIST TIN PLATED OVER 50u" NI min.
BACK INSERT HOUSING	LCP	2	BLACK, UL 94V-0
HOUSING	LCP	1	BLACK, UL 94V-0
PART NAME	Mechanical	QT'Y	NOTE

TOLERANCES UNLESS OTHERWISE SPECIFIED:

X.	±	0.25	X.*	±	5'
.X	±	0.15	.X*	±	2'
.XX	±	0.08	.XX*	±	1'

Tel/Whatsapp: 0086-13712299763
Skype: belle.wu3340

DESIGN:	DATE:
I. L	2017. 3. 1
CHECKED:	DATE:
C. W	2017. 3. 1
APPROVED:	DATE:
C. W	2017. 3. 1

TITLE: HDMI D TYPE PLUG FOR 1.2MM PCB		
MATERILA:	PART NO: HD01-DMXX5T-003-V1	SIZE: A4
FINSH:	DWG NO: HD01-DMXX5T-003-V1	

Bestcreate Technology Limited

REV: A	UNIT mm	SCALE 1=1	QUALITY SYMBOLS
-----------	------------	--------------	-----------------