

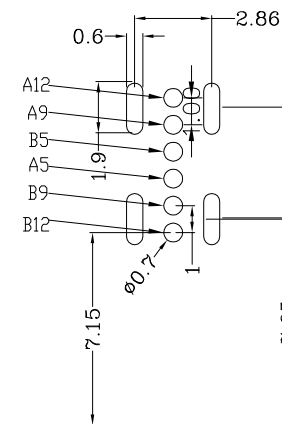
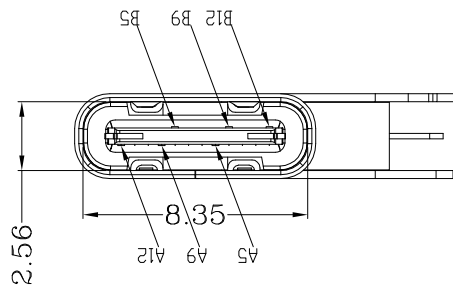
RoHS Compliant

REVISIONS			
REV.	DESCRIPTION	DATE	DESIGN

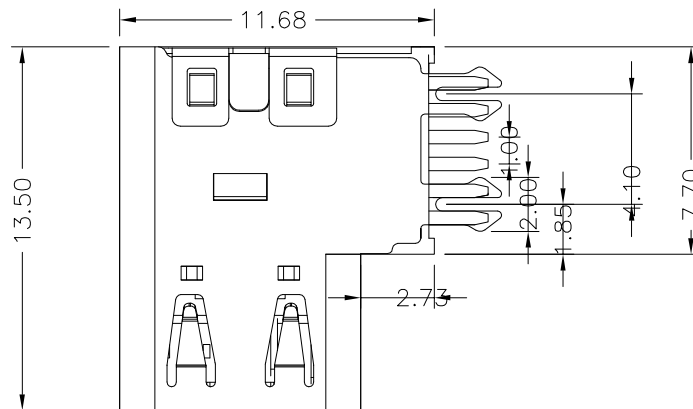
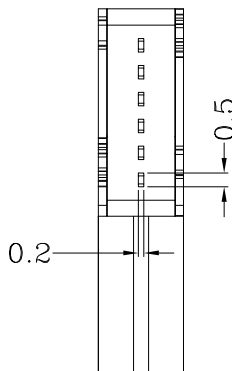
NOTES:

SPECIFICATION:

- CURRENT RATING: 3A MAX
- VOLTAGE: 100 VAC
- TEMPERATURE RANGE: -30 °C ~ 85 °C
- CONTACT RESISTANCE: 40 MILLIONHM MAX
- INSULATION RESISTANCE: 100 MEGOHMS MIN.
- INSERTION FORCE : 5N~20N
- UNMATING FORCE: 8N~20N
- DURABILITY: 10,000 CYCLES

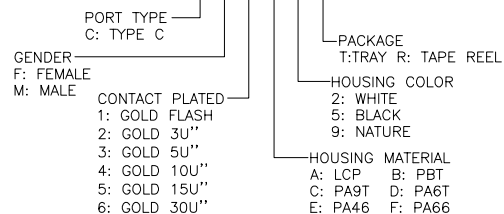


RECOMMENDED P.C.B. LAYOUT
TOLERANCE UNSPECIFIED ±0.05mm



PART NO. INFORMATION

U06-C F X X 5 X - 061



A1	GND	B12	GND
A4	VBUS	B9	VBUS
A5	CC1	B7	DN2
A6	DP1	B6	DP2
A7	DN1	B5	CC2
A9	VBUS	B4	VBUS
A12	GND	B1	GND
PIN	SIGNAL NAME	PIN	SIGNAL NAME

NO.	DESCRIPTION	MATERIAL	REMARKS	QTY
6	SHELL	STAINLESS STEEL	Ni Plated	1PCS
5	SHIELDING PLATE	STAINLESS STEEL	---	1PCS
4	MD	HIGH TEMPERATURE PLASTIC	BLACK	1PCS
3	CONTACT	COPPER ALLOY	Au/Ni Plated	1SET
2	CONTACT	COPPER ALLOY	Au/Ni Plated	1SET
1	HOUSING	HIGH TEMPERATURE PLASTIC	BLACK	1PCS

Bestcreate Technology Limited

TOLERANCES UNLESS OTHERWISE SPECIFIED:

.X	± 0.30	X.	± 2'
.XX	± 0.20	.XX'	± 1'
.XXX	± 0.10	.XXX'	± 0.5'

Website: www.bsc-elec.com
Email: bestcreate@bsc-elec.com

DESIGN: I.L DATE:

CHECKED: C.W DATE:

APPROVED: C.W DATE:

TITLE: SIDE ENTRY USB CF 6PIN FEMALE CONN

MATERILA:	PART NO: U06-CFXX5X-061	SIZE: A4
FINSH:	DWG NO: U06-CFXX5X-061	

REV: A	UNIT mm	SCALE 1=1	QUALITY SYMBOLS
--------	---------	-----------	-----------------