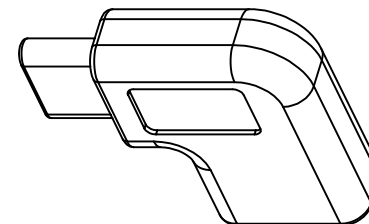
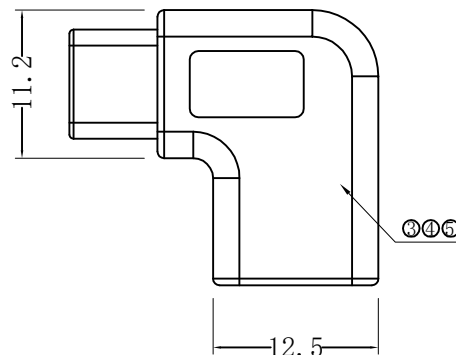
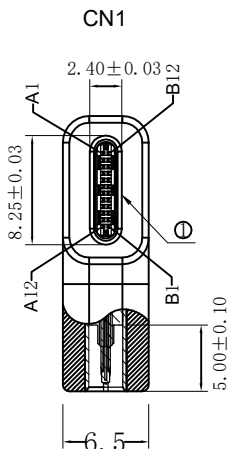
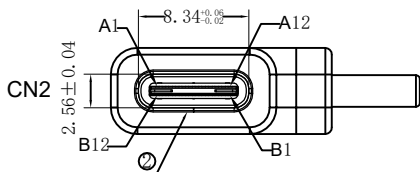
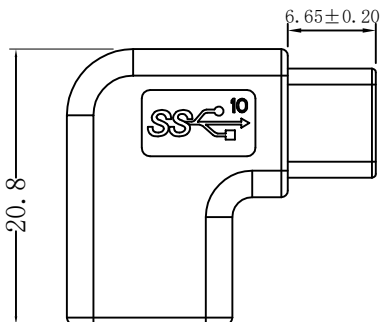
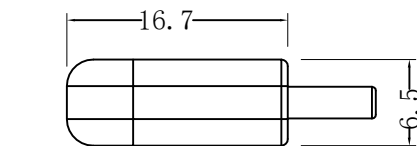


RoHS Compliant

| REVISIONS |             |      |        |
|-----------|-------------|------|--------|
| REV.      | DESCRIPTION | DATE | DESIGN |
|           |             |      |        |



CONTACT

| CN1   | CN2   | CN1   | CN2   |
|-------|-------|-------|-------|
| A1    | A1    | B1    | B1    |
| A2    | A2    | B2    | B2    |
| A3    | A3    | B3    | B3    |
| A4    | A4    | B4    | B4    |
| A5    | A5    | B5    | B5    |
| A6    | A6    | B6    | B6    |
| A7    | A7    | B7    | B7    |
| A8    | A8    | B8    | B8    |
| A9    | A9    | B9    | B9    |
| A10   | A10   | B10   | B10   |
| A11   | A11   | B11   | B11   |
| A12   | A12   | B12   | B12   |
| SHELL | SHELL | SHELL | SHELL |

NOTES:

- 100% open short test condition;
- Conductor Resistance  $\leq 5 \Omega$ , insulation resistance  $\geq 10M \Omega$ .  
High voltage test, DC 300V/10mS.
- Support Power Charging 、 Data Transfer.
- PCB Board Connection.

|    |               |   |           |      |
|----|---------------|---|-----------|------|
| 5  | Outer Mold    | PVC 45P BLACK                           | 5.09.02-1 | 2.1G |
| 4  | Internal Mold | PE SIZING MATERIAL TRANSPARENCY         | 5.09.01-0 | 1.5G |
| 3  | In-Connection | PCB T=0.8MM                             | 5.12.229  | 1PCS |
| 2  | Connector     | USB TYPE CF SHELL NICKEL PLATED PIN G/F | 5.03.83   | 1PCS |
| 1  | Connector     | USB TYPE CM SHELL NICKEL PLATED PIN G/F | 5.03.69   | 1PCS |
| NO | NAME          | MATERIAL                                | NO        | QTY  |

**Bestcreate Technology Limited**

TOLERANCES UNLESS OTHERWISE SPECIFIED:

|     |        |      |      |
|-----|--------|------|------|
| X.  | ± 0.50 | X.*  | ± 5° |
| .X  | ± 0.30 | .X*  | ± 2° |
| .XX | ± 0.10 | .XX* | ± 1° |

Website: [www.bsc-elec.com](http://www.bsc-elec.com)  
Email: [bestcreate@bsc-elec.com](mailto:bestcreate@bsc-elec.com)

DESIGN: I.L DATE: 2017.3.1

CHECKED: C.W DATE: 2017.3.1

APPROVED: C.W DATE: 2017.3.1

TITLE: USB3.1 TYPE CM TO CF 90° SIDE BENT

|           |                       |          |
|-----------|-----------------------|----------|
| MATERILA: | PART NO: AD31CMCF-020 | SIZE: A4 |
| FINSH:    | DWG NO: AD31CMCF-020  |          |

|        |         |           |                 |  |
|--------|---------|-----------|-----------------|--|
| REV: A | UNIT mm | SCALE 1=1 | QUALITY SYMBOLS |  |
|--------|---------|-----------|-----------------|--|

1

2

3

4

5

6

7

8