

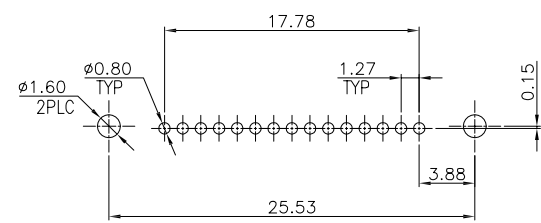
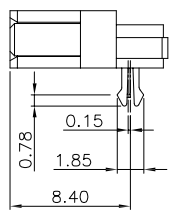
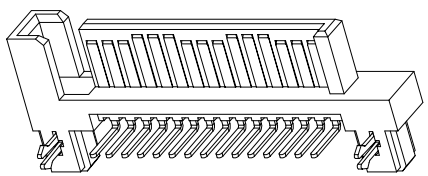
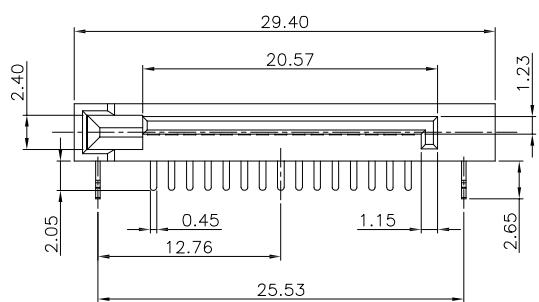
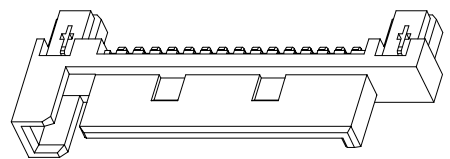
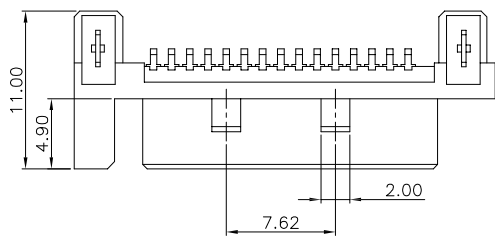
RoHS Compliant

REVISIONS			
REV.	DESCRIPTION	DATE	DESIGN

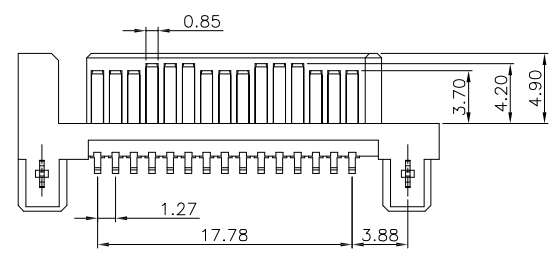
NOTES:
 1.MATERIAL:
 HOUSING:LCP 30% G/F UL94V-0
 COLOR:BLACK
 CONTACT:BRASS T=0.25mm
 2.FINISH:
 CONTACT:GOLD FLASH PLATING ON CONTACT AREA
 100u"MIN.TIN PLATING ON SOLDER TAILS
 50u"MIN.NICKEL UNDERPLATING OVER ALL
 BOARD LOCK:100u"MIN.TIN PLATING ON SOLDER TAILS
 50u"MIN.NICKEL UNDERPLATING OVER ALL
 3.ELECTRICAL:
 CURRENT RATING:1.5 AMPERE PER CONTACT
 CONTACT RESISTANCE:30 mΩ MAX
 INSULATION RESISTANCE:1000 MΩ MIN
 DIELECTRIC WITH STANDING VOLTAGE:500 VDC
 OPERATING TEMPERATURE: -40°C ~ +85°C

A
B
C
D

A
B
C
D

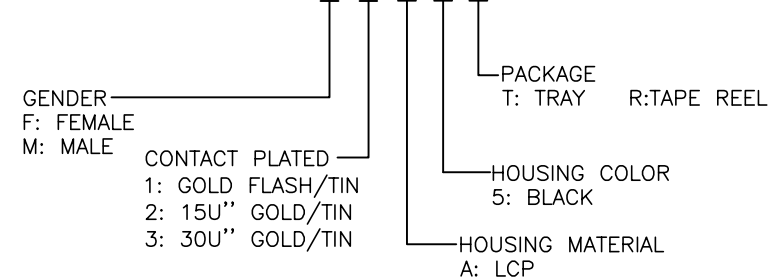


RECOMMENDED PCB LAYOUT
 TOLERANCE:±0.05



PART NO. INFORMATION

S150 - M X A 5 T -002



环保要求		产品必须符合ROHS要求		
NO.	DESCRIPTION	MATERIAL	COLOR	REMARK
3	Peg	Brass C2680	Tin/Ni Plated	
2	Terminal	Brass C2680	Gold/Tin Plate	
1	Housing	High Temp	Black	UL 94V-0

Bestcreate Technology Limited

TOLERANCES UNLESS OTHERWISE SPECIFIED:			
X.	± 0.30	X.*	± 3'
.X	± 0.20	.X*	± 2'
.XX	± 0.15	.XX*	± 1'

Website: www.bsc-elec.com
 E-mail: bestcreate@bsc-elec.com

DESIGN: I. L	DATE: 2017. 3. 1	TITLE: SATA 15P MALE 90D DIP TYPE	
CHECKED: C. W	DATE: 2017. 3. 1	MATERILA:	PART NO: S150-MXA5T-002
APPROVED: C. W	DATE: 2017. 3. 1	FINSH:	SIZE: A4
		DWG NO: S150-MXA5T-002	SHEET: 1 OF 1

REV: A	UNIT mm	SCALE 1=1	QUALITY SYMBOLS
-----------	------------	--------------	-----------------