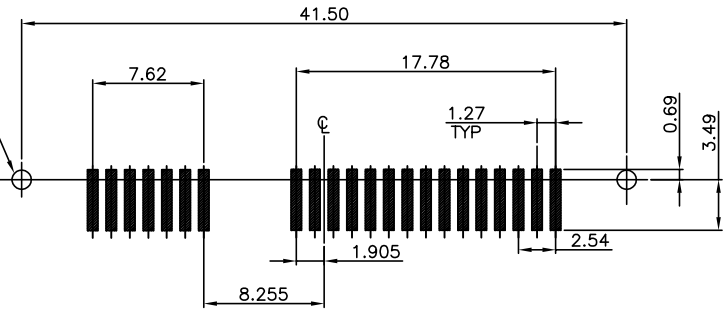
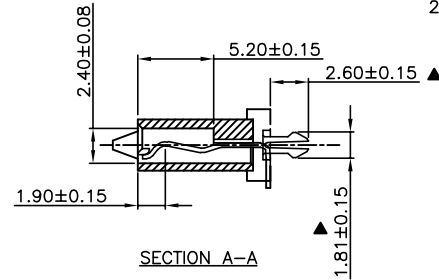
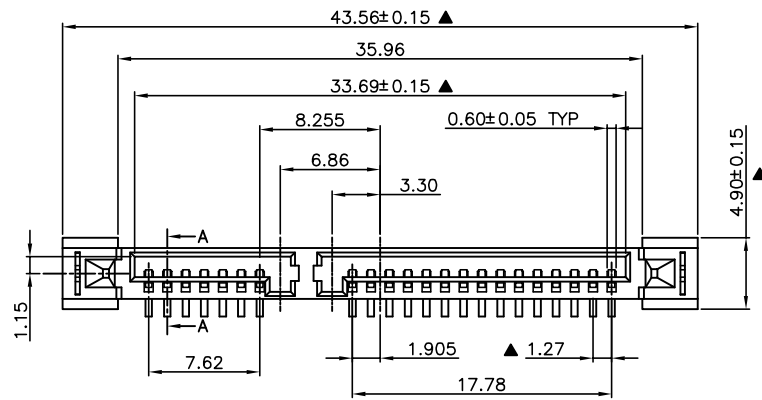


RoHS Compliant

REVISIONS			
REV.	DESCRIPTION	DATE	DESIGN



RECOMMENDED PCB LAYOUT  
PCB TOLERANCE:±0.05

SPECIFICATION:

- 1.MATERIAL:  
HOUSING: LCP E130i 30% G/F UL 94V-0  
COLOR:BLACK  
CONTACT: PHOSPHOR BRONZE C5191R-H,T=0.25mm  
PEG: BRASS C2680R-H,T=0.30mm
- 2.FINISH:  
CONTACT:1u"3u"5u"15u" GOLD/TIN PLATING ON CONTACT AREA  
100u"MIN. TIN PLATING ON SOLDERTAILS  
50u" MIN.NICKEL UNDERPLATING OVER ALL  
PEG:100u" MIN. TIN PLATING ON SOLDERTAILS  
50u" MIN.NICKEL UNDERPLATING OVER ALL

PART NO. INFORMATION

**S715 - F X A 5 T -001**

GENDER  
F: FEMALE  
M: MALE

PACKAGE  
T: TRAY  
R:TAPE REEL

CONTACT PLATED  
1: GOLD FLASH/TIN  
2: 15U" GOLD/TIN  
3: 30U" GOLD/TIN

HOUSING COLOR  
5: BLACK

HOUSING MATERIAL  
A: LCP

3	Board lock	Brass C2680		Gold/Ni Plated
2	Terminal	Pho.Bronze C5191		Gold/Tin Plated
1	Housing	High Temp	Black	UL 94V-0
NO.	DESCRIPTION	MATERIAL	COLOR	REMARK

**Bestcreate Technology Limited**

TOLERANCES UNLESS OTHERWISE SPECIFIED:

X.	± 0.30	X.*	± 3'
.X	± 0.20	.X*	± 2'
.XX	± 0.15	.XX*	± 1'

Website: [www.bsc-elec.com](http://www.bsc-elec.com)

E-mail: [bestcreate@bsc-elec.com](mailto:bestcreate@bsc-elec.com)

DESIGN: I.L  
DATE: 2017. 3. 1

CHECKED: C.W  
DATE: 2017. 3. 1

APPROVED: C.W  
DATE: 2017. 3. 1

TITLE: SATA 7+15P 直立式板下SMT

MATERILA: FINSH:  
PART NO: S715-FXA5T-001  
SIZE: A4

DWG NO: S715-FXA5T-001  
SHEET: 1 OF 1

REV: A	UNIT mm	SCALE 1=1	QUALITY SYMBOLS	
--------	---------	-----------	-----------------	--