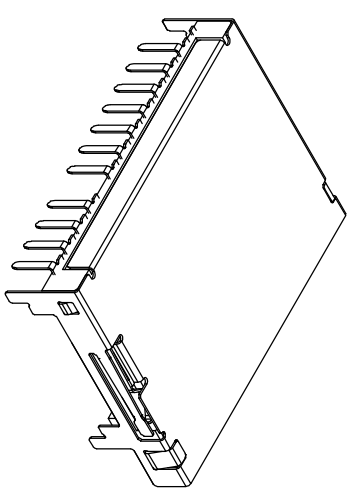
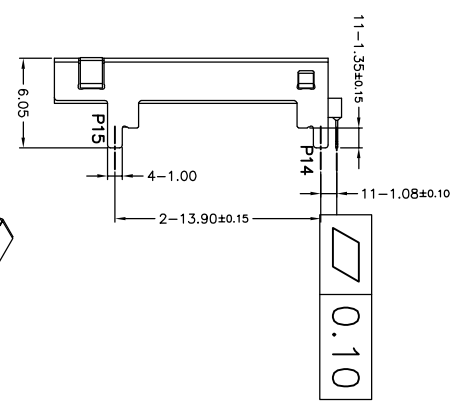
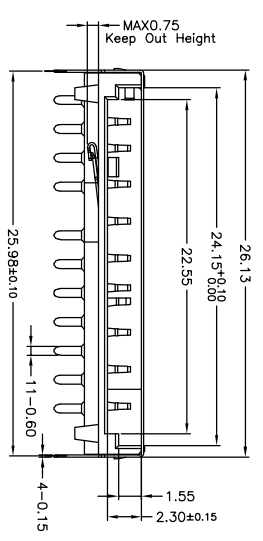
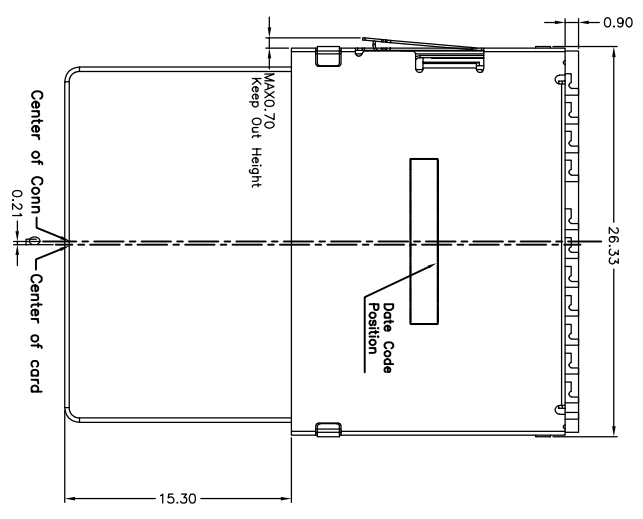
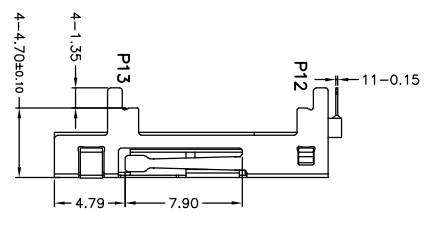
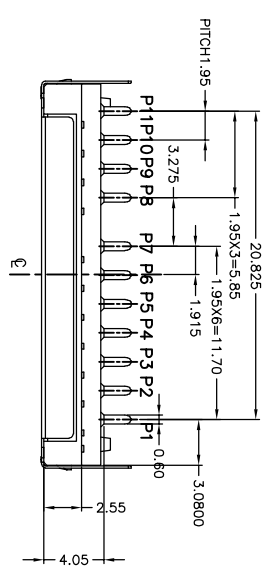


RoHS Compliant

1 2 3 4 5 6 7 8

| REVISIONS | | |
|-----------|-------------|------|
| REV. | DESCRIPTION | DATE |
| | | |
| | | |



Bestcreate Technology Limited

TOLERANCES UNLESS OTHERWISE SPECIFIED:

| | | | | |
|------|--------|------|---|----|
| .X | ± 0.35 | X.* | ± | S* |
| .XX | ± 0.25 | .X* | ± | 2* |
| .XXX | ± 0.15 | .XX* | ± | 1* |

REV: A UNIT mm SCALE 1=1 QUALITY SYMBOLS

DESIGN: I.L DATE: 2017.3.1

CHECKED: DATE: 2017.3.1

APPROVED: DATE: 2017.3.1

Website: www.bsc-elec.com
Email: bestcreate@bsc-elec.com

TITLE: SD N/P 板上垫高(中心高 3.4 mm)

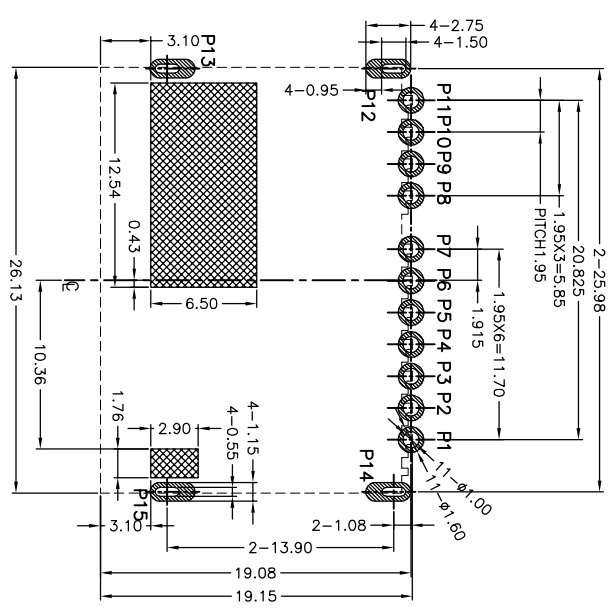
MATERIA: DIP TYPE(防 MMC)

FINSH: PART NO: SD-11XXSR-008 SIZE: A4

APPROVED: DATE: 2017.3.1 DWG NO: SD-11XXSR-008 SHEET: 1 OF 3

1 2 3 4 5 6 7 8

| REVISIONS | | |
|-----------|-------------|------|
| REV. | DESCRIPTION | DATE |
| | | |



RECOMMENDED PCB Layout
(TOLERANCE±0.05)

PAD AREA
 FORBIDDEN AREA

| WITHOUT CARD | CARD INSERTED:LOCK | CARD INSERTED:UNLOCK |
|--------------------|--------------------|----------------------|
| W/P #11 GND #12 | W/P #11 GND #12 | W/P #11 GND #12 |
| C/D #04 GND #12 | C/D #04 GND #12 | C/D #04 GND #12 |

Pin Define

| Connector Pin No. | SD Card Pin No. | Pin Define |
|-------------------|-----------------|------------|
| P1 | P9 | DAT2 |
| P2 | P1 | DAT3 |
| P3 | P2 | GND |
| P4 | CD | CD |
| P5 | P3 | VSS1 |
| P6 | P4 | VDD |
| P7 | P5 | CLK |
| P8 | P6 | VSS2 |
| P9 | P7 | DAT0 |
| P10 | P8 | DAT1 |
| P11 | W/P | W/P |
| P12 | GND | GND |
| P13 | GND | GND |
| P14 | GND | GND |
| P15 | GND | GND |

Pin Define

Specification

Can accord with management standards for environment-related substances to be controlled.

***Electrical Characteristics:**

Current Rating:0.5A AC/DC.
Dielectric Withstanding Voltage:AC500V r.m.s.
Insulation Resistance:1000 MΩ Minimum.
Contact Resistance:Initial:40mΩ MAX.After testing:80mΩ MAX.

***Environmental:**

Operating Temperature:-25°C~+60°C.

***Mechanical Characteristics:**

Durability:10,000 cycles.
Card Insertion Force:1.00kgf Maximum
Card Retention Force:0.10kgf Minimum.

***Material:**

Insulator:LCP UL 94V-0 Rated.
Contact:Copper Alloy,T=0.15mm.
Shell:Stainless Steel,T=0.15mm.

***Others:**

1. Reflow part: 260°C. Peak, 220°C MIN. 120sec.
2. Pre-heat part: 150°C, 90~120sec.
3. The number of reflow is within 2 times.

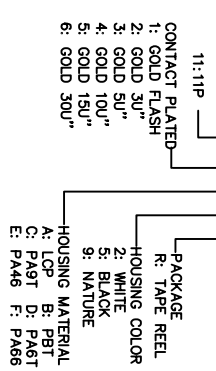
***PLATING:**

contact: Au plating over Ni(Ni 50u")
solder tail area: matte tin plating over Ni(Ni 50 u")
shell:
solderable Ni plating over all(Ni 50u")

***Ordering Information**

PART NO. INFORMATION

SD -11 X X 5 R - 008



TOLERANCES UNLESS OTHERWISE SPECIFIED:

| X | ± 0.35 | X.² | ± 0.5 |
|------|--------|------|-------|
| .XX | ± 0.25 | .X. | ± 0.2 |
| .XXX | ± 0.15 | .XX. | ± 0.1 |

DESIGN: DATE: 2017.3.1

CHECKED: DATE: 2017.3.1

APPROVED: DATE: 2017.3.1

TITLE: SD N/P 板上垫高(中心高 3.4 mm)
DTP TYPE (防 MMC)

MATERIAL: PART NO: SD-11XXSR-008

FINISH: DWG NO: SD-11XXSR-008

SIZE: A4 SHEET: 2 OF 3

Bestcreate Technology Limited

REV: A UNIT mm SCALE 1=1 QUALITY SYMBOLS

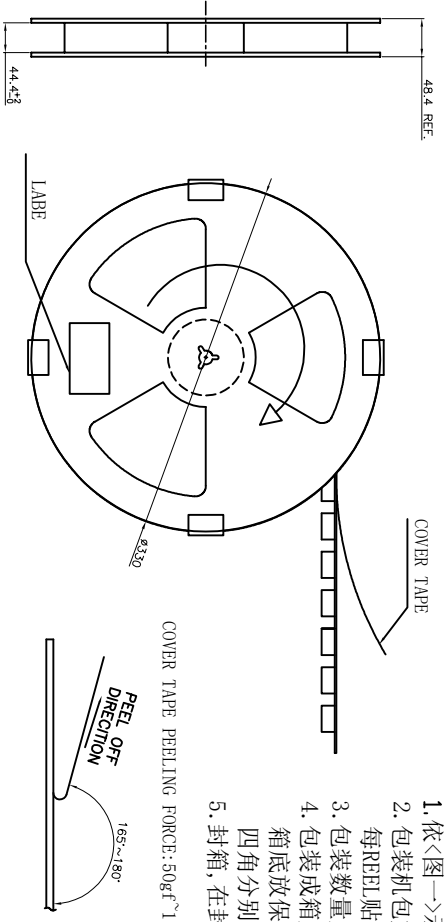
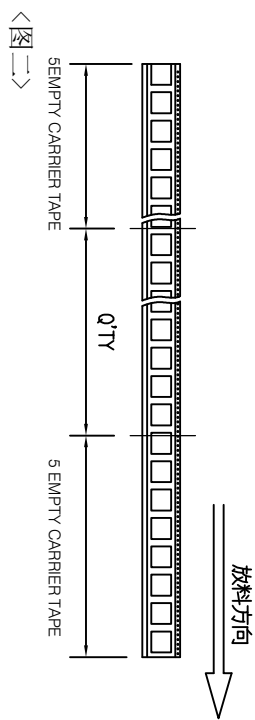
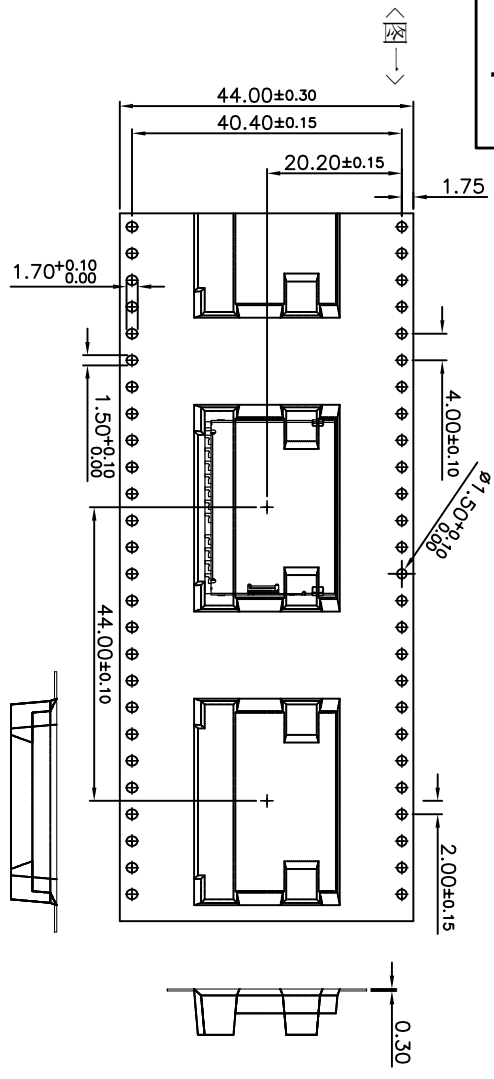
1 2 3 4 5 6 7 8

RoHS Compliant

| REVISIONS | | |
|-----------|-------------|------|
| REV. | DESCRIPTION | DATE |
| | | |

<TABLE 1> PACKAGING QUANTITY

| QTY/REEL | REEL/CARTON | QTY/CARTON |
|----------|-------------|------------|
| 200 | 6 | 1200 |



- NOTE:
1. 依<图一>示放置产品于下载中, 每次放置1PCS产品.
 2. 包装机包好后, 在REEL的个等分点上胶带, 以防止REEL张开, 每REEL贴1PCS标签, 如<图二>所示
 3. 包装数量见如<TABLE 1>所示
 4. 包装成箱见如<图三>所示
 5. 封箱, 在封好的纸箱上按客户要求写上料号, 数量等

Bestcreate Technology Limited

| | | | |
|--------|----------|------------|-----------------|
| REV: A | UNIT: mm | SCALE: 1=1 | QUALITY SYMBOLS |
|--------|----------|------------|-----------------|

TOLERANCES UNLESS OTHERWISE SPECIFIED:

| 尺寸 | ± 0.35 | 尺寸 | ± 0.25 | 尺寸 | ± 0.15 |
|----|--------|----|--------|-----|--------|
| X | ± 0.35 | X' | ± 0.25 | XXX | ± 0.15 |
| 5' | ± 0.35 | 2' | ± 0.25 | 1' | ± 0.15 |

| | |
|---------------|----------------|
| DESIGN: I.L | DATE: 2017.3.1 |
| CHECKED: C.W | DATE: 2017.3.1 |
| APPROVED: C.W | DATE: 2017.3.1 |

| | |
|--------------------------------|---------------|
| TITLE: SD N/P 板上垫高(中心高 3.4 mm) | SIZE: A4 |
| DIP TYPE(防 MMC) 包装规范 | SHEET: 3 OF 3 |
| PART NO: SD-11XXSR-008 | |
| DWG NO: SD-11XXSR-008 | |

1 2 3 4 5 6 7 8