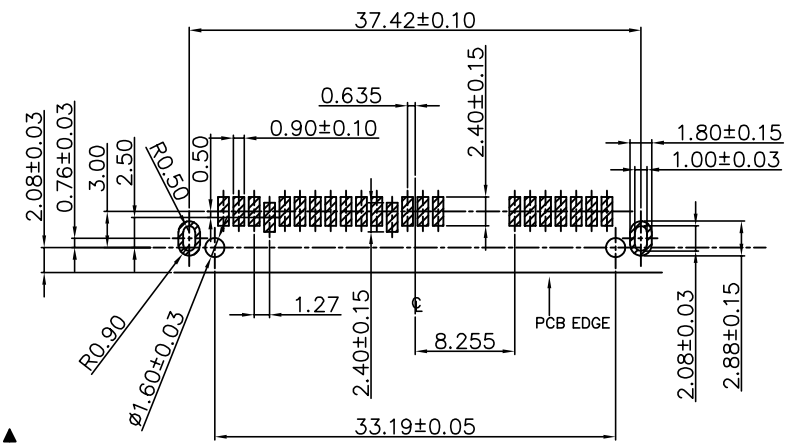
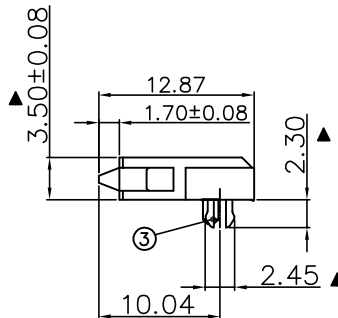
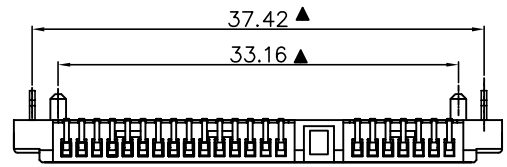
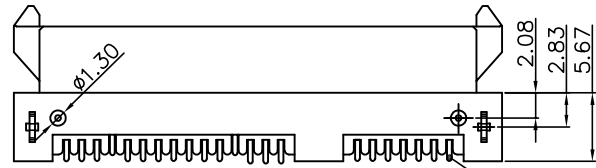
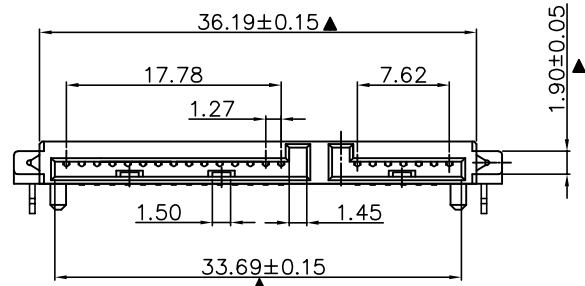
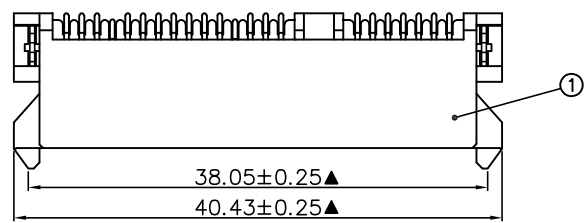


RoHS Compliant

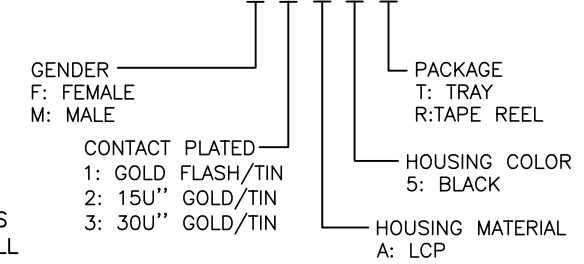
REVISIONS			
REV.	DESCRIPTION	DATE	DESIGN



RECOMMEND PCB LAYOUT (T=1.2)
PCB TOLERANCE:±0.05

PART NO. INFORMATION

S715 - F X A 5 T -005



SPECIFICATION:

- 1.MATERIAL:
HOUSING: LCP UL 94V-0
COLOR:BLACK
CONTACT: PHOSPHOR BRONZE C5191R-H,T=0.25mm
PEG: BRASS C2680R-H,T=0.45mm
- 2.FINISH:
CONTACT: 1u" GOLD/TIN PLATING ON CONTACT AREA
100u" MIN. TIN PLATING ON SOLDER TAILS
50u" MIN. NICKEL UNDERPLATING OVER ALL
PEG: 100u" MIN. TIN PLATING ON SOLDER TAILS
50u" MIN. NICKEL UNDERPLATING OVER ALL

NO.	DESCRIPTION	MATERIAL	COLOR	REMARK
3	Board lock	Brass C2680		Gold/Ni Plated
2	Terminal	Pho.Bronze C5191R-H		Gold/Tin Plated
1	Housing	High Temp	Black	UL 94V-0

Bestcreate Technology Limited

TOLERANCES UNLESS OTHERWISE SPECIFIED:			
X.	± 0.30	X.*	± 3'
.X	± 0.20	.X*	± 2'
.XX	± 0.15	.XX*	± 1'
Website: www.bsc-elec.com			
E-mail: bestcreate@bsc-elec.com			

DESIGN:	DATE:
I. L	2017. 3. 1
CHECKED:	DATE:
C. W	2017. 3. 1
APPROVED:	DATE:
C. W	2017. 3. 1

TITLE:			
SATA 7+15P 母座 SMT H:3.50 板上型			
MATERILA:	PART NO:	SIZE:	
	S715-FXA5T-005	A4	
FINSH:	DWG NO:	SHEET:	
	S715-FXA5T-005	1 OF 1	

REV: A	UNIT mm	SCALE 1=1	QUALITY SYMBOLS
--------	---------	-----------	-----------------