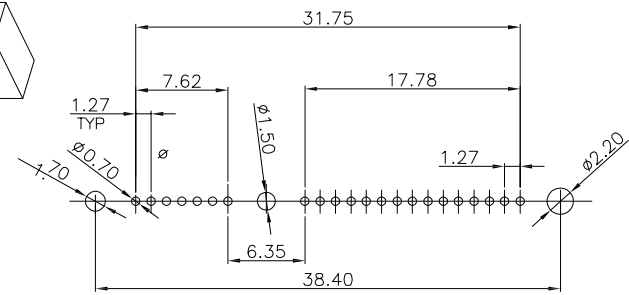
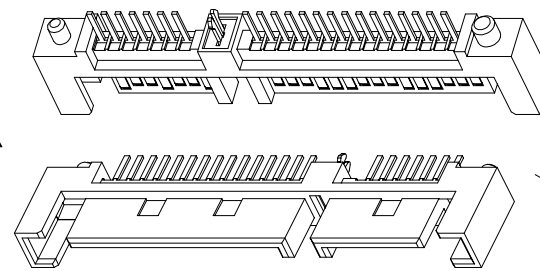
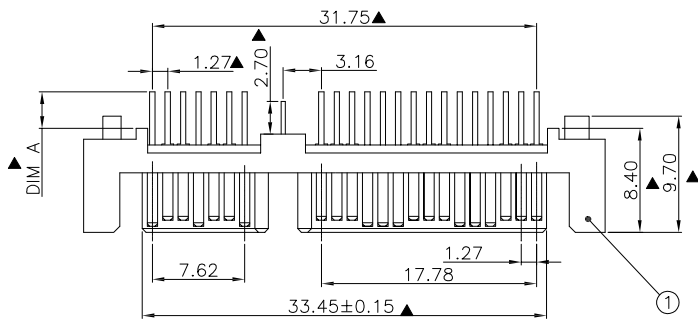


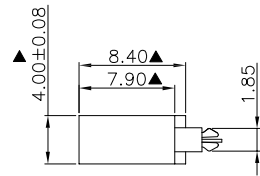
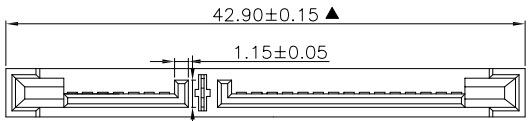
RoHS Compliant

ITEM	DIM A
1	2.50
2	3.00

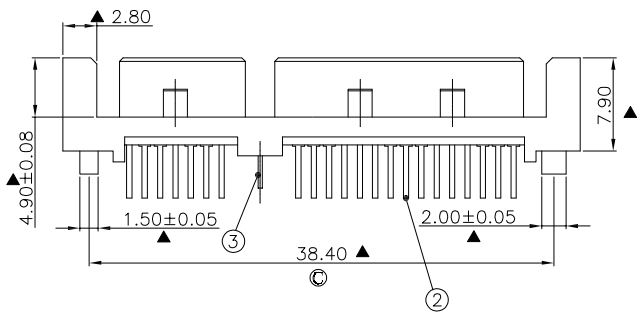
REVISIONS			
REV.	DESCRIPTION	DATE	DESIGN



PCB LAYOUT
RECOMMENDED PCB TOLERANCE: ±0.05

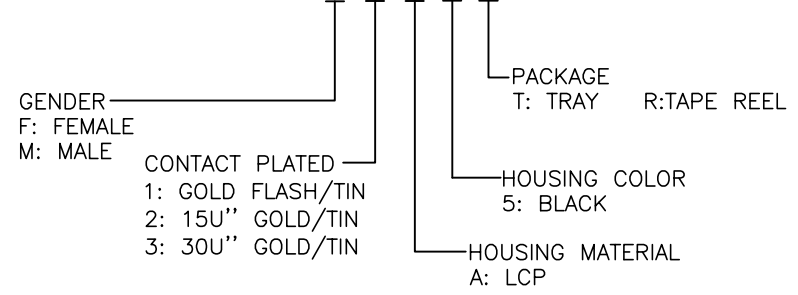


SPECIFICATION:
1.MATERIAL:
HOUSING:LCP UL 94V-0, COLOR:BLACK
CONTACT:BRASS C2680R-H,T=0.25mm
PEG: BRASS C2680R-H,T=0.30mm
2.FINISH:
CONTACT:1u", 3u",15u" GOLD/TIN PLATING ON CONTACT AREA
100u" MIN. TIN PLATING ON SOLDERTAILS
50u" MIN.NICKEL UNDERPLATING OVER ALL
PEG:100u" MIN. TIN PLATING ON SOLDERTAILS
50u" MIN.NICKEL UNDERPLATING OVER ALL



PART NO. INFORMATION

S715 - M X A 5 T -002



3	Board lock	BRASS C2680R-H		Ni Plated
2	Terminal	BRASS C2680R-H		Gold/Tin Plat
1	Housing	High Temp	Black	UL 94V-0
NO	DFSCRIPTION	MATFRIAL	COLOR	RFMARK

Bestcreate Technology Limited

REV: A	UNIT mm	SCALE 1=1	QUALITY SYMBOLS
--------	---------	-----------	-----------------

TOLERANCES UNLESS OTHERWISE SPECIFIED:			
X.	± 0.30	X.'	± 3'
.X	± 0.20	.X'	± 2'
.XX	± 0.15	.XX'	± 1'

Website: www.bsc-elec.com
E-mail: bestcreate@bsc-elec.com

DESIGN: I.L	DATE: 2017.3.1
CHECKED: C.W	DATE: 2017.3.1
APPROVED: C.W	DATE: 2017.3.1

TITLE: SATA 7+15P 公座 DIP180° 中间带鱼叉		
MATERILA:	PART NO: S715-MXA5T-002	SIZE: A4
FINSH:	DWG NO: S715-MXA5T-002	SHEET: 1 OF 1