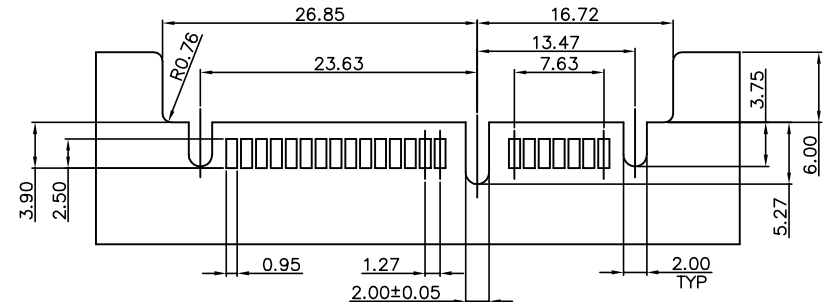
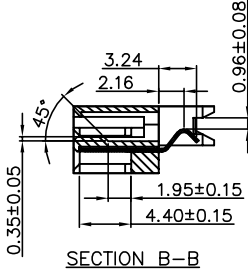
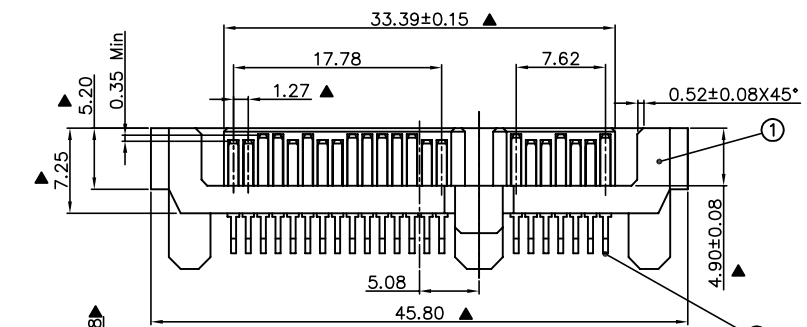
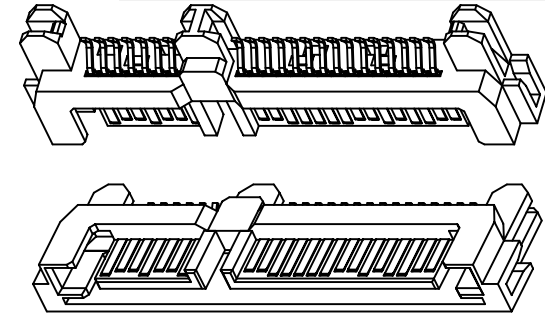
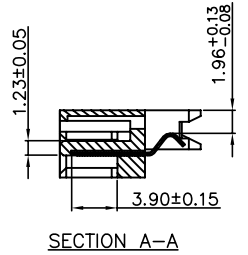
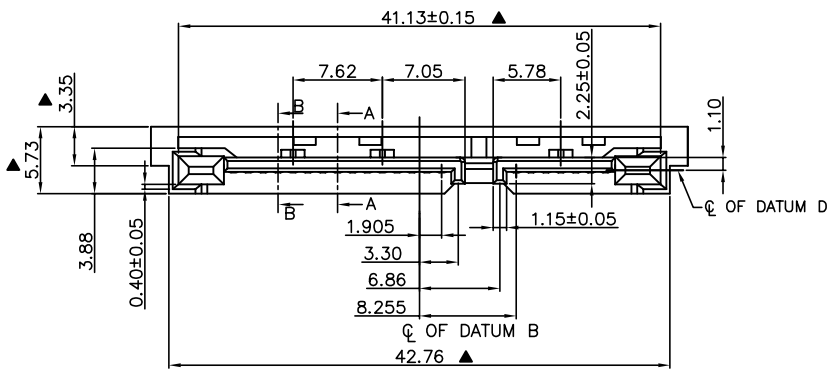


RoHS Compliant

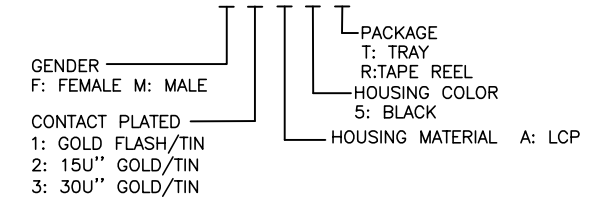
REVISIONS			
REV.	DESCRIPTION	DATE	DESIGN



P.C.B Layout T=1.00±0.05

PART NO. INFORMATION

S715 - M X A 5 T -006



SPECIFICATION:
 1.MATERIAL
 HOUSING:LCP E130i 30% G/F UL 94V-0
 COLOR:BLACK
 CONTACT:BRASS C2680R EH,T=0.25mm
 2.PLATING
 CONTACT:(1u" 3u" 5u" 15u")GOLD/TIN PLATING ON CONTACT AREA
 100u" MIN. TIN PLATING ON SOLDERTAILS
 50u" MIN.NICKEL UNDERPLATING OVER ALL

NO.	DESCRIPTION	MATERIAL	COLOR	REMARK
2	Terminal	BRASS C2680R-H		Gold/Tin Plated
1	Housing	High Temp	Black	UL 94V-0

Bestcreate Technology Limited

TOLERANCES UNLESS OTHERWISE SPECIFIED:			
X.	± 0.35	X.'	± 3'
.X	± 0.25	.X"	± 2"
.XX	± 0.15	.XX"	± 1"

Website: www.bsc-elec.com
 E-mail: bestcreate@bsc-elec.com

DESIGN: I. L	DATE: 2017. 3. 1
CHECKED: C. W	DATE: 2017. 3. 1
APPROVED: C. W	DATE: 2017. 3. 1

TITLE: SATA 7+15P MALE CONNECTOR FOR 1.0MM PCB		
MATERILA:	PART NO: S715-MXA5T-006	SIZE: A4
FINSH:	DWG NO: S715-MXA5T-006	SHEET: 1 OF 2

REV: A	UNIT mm	SCALE 1=1	QUALITY SYMBOLS
--------	---------	-----------	-----------------