RoHS Compliant

REVISIONS			
REV.	DESCRIPTION	DATE	DESIGN

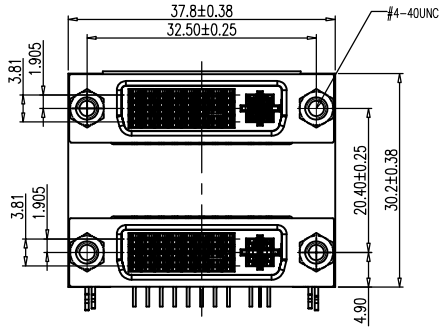

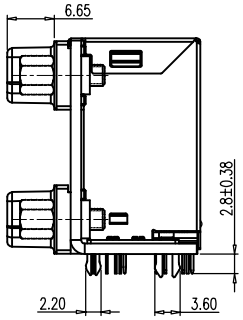

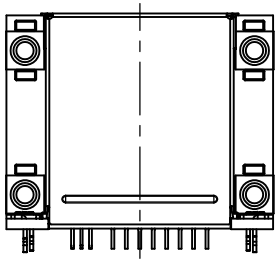

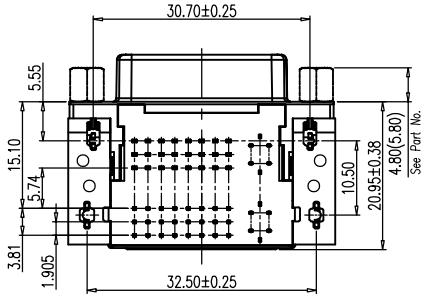

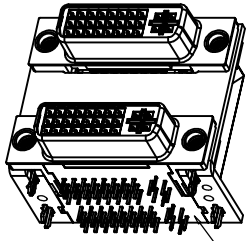

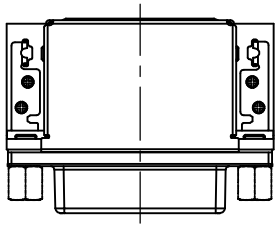

COVER(LJZ): LCP/BLACK

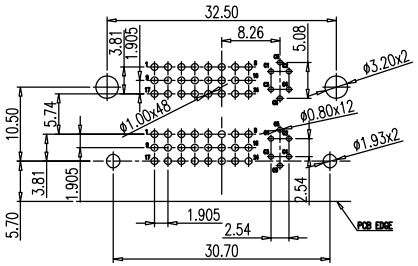

RECOMMENDED P.C.B LAYOUT(PCB THICKNESS: 1.6mm)
COMPONENT SIDE VIEW(TOLERANCE: ±0.05)

PIN	Signal Assignment	PIN	Signal Assignment
1	TMDS Data2−	16	Hot plug Derect
2	TMDS Data2+	17	TMDS Data0−
3	TMDS Data2/4 Shield	18	TMDS Data0+
4	TMDS Data4−	19	TMDS Data0/5 Shield
5	TMDS Data4+	20	TMDS Data5−
6	DDC Clock	21	TMDS Data5+
7	DDC Data	22	TMDS Clock Shield
8	Analog Vertical Sync	23	TMDS Clock+
9	TMDS Data1−	24	TMDS Clock−
10	TMDS Data1+	C1	Analog Red
11	TMDS Data1/3 Shied	C2	Analog Green
12	TMDS Data3−	C3	Analog Blue
13	TMDS Data3+	C4	Analog Honzontal Sync
14	+5V Power	C5	Analog Ground (analog R.G&B return)
15	Ground (return for+5V,HSync.and Vsync)		

NOTES:
1. MATERIAL:
   1.1 DVI HOUSING: PBTorPA66 UL94V-0 COLOR: BLACK.
   1.2 DVI COVER: LCP UL94V-0 COLOR: BLACK.
   1.3 TERMINAL: COPPER ALLOY
   1.4 SHELL: SPCC
   1.5 BOARDLOCK: SPCC
   1.6 BRACKET: SPCC
   1.7 EMI COVER: SUS
   1.8 RIVET: COPPER ALLOY
   1.9 SCREW: STEEL
2. FINISH:
   2.1 TERMINAL: GOLD FLASH OVER NICKEL PLATED
   2.2 SHELL: NICKEL OVERALL Cu PLATED
   2.3 BOARDLOCK: TIN OVERALL NICKEL PLATED
   2.4 BRACKET: NICKEL OVERALL Cu PLATED
   2.5 RIVET: NICKEL OVERALL Cu PLATED
   2.6 SCREW: NICKEL OVERALL Cu PLATED
3. SPECIFICATION:
   3.1 CURRENT RATE: 1.5 AMPS.
   3.2 CONTACT RESISTANCE: UPPER PORT 30mΩ MAX.
   LOWER PORT 20mΩ MAX.
   3.3 INSULATOR RESISTANCE: 100MΩ MIN.
   3.4 DIELECTRIC STRENGTH: 500V PER MINUTE.
   3.5 OPERATION TEMPERATURE: -25°C TO +85°C.

4. HOW TO ORDER:

DL0087-58XXXHL-BX200

- Female+Female
- DVI+DVI
- 58: 29Pin+29Pin
- S:Selevite Gold Bright TIN
- M:Selevite Gold Matte TIN
- 1:G/F 3:3u"
- 2:2u" 6: 10u"
- 3.Full Sn 5. Full Ni
- 0: RoHs
- 5: 4.8*11.8 copper Screws
- 6: 4.8*11.8 iron Screws
- C: Attach screw type
- B: Ass'y screw type
- A: No screw type
- L: (HSG)PBT+(LJZ)LCP
- H: Black+White
- 1: Black+Black

Bestcreate Technology Limited

TOLERANCES UNLESS OTHERWISE SPECIFIED:

.X	±	0.35	X°	±	3°
.XX	±	0.25	.X°	±	2°
.XXX	±	0.15	.XX°	±	1°

Website:www.bsc-elec.com
Email:bestcreate@bsc-elec.com

DESIGN:	DATE:
I.L	2017.3.1
CHECKED: C.W	DATE: 2017.3.1
APPROVED: C.W	DATE: 2017.3.1

TITLE: DVI(24+5)/DVI(24+5),R/A PCB MOUNT

MATERILA:	PART NO: DL0087-58XXXHL-BX200	SIZE: A4
FINSH:	DWG NO: DL0087-58XXXHL-BX200	

REV:	UNIT	SCALE	QUALITY SYMBOLS
A	mm	1=1	