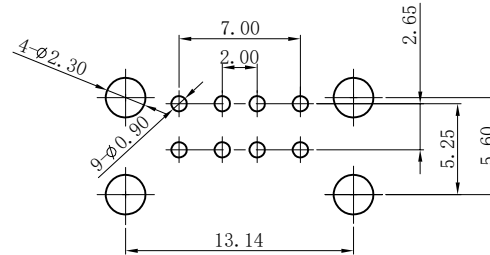
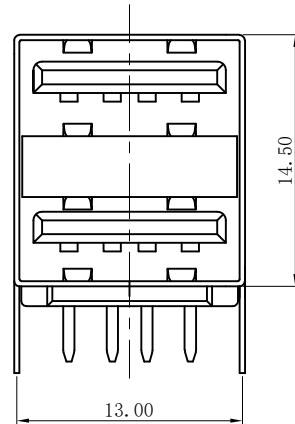
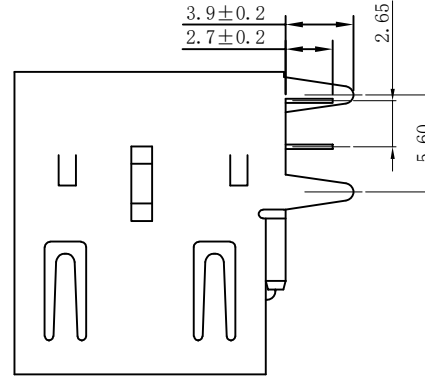
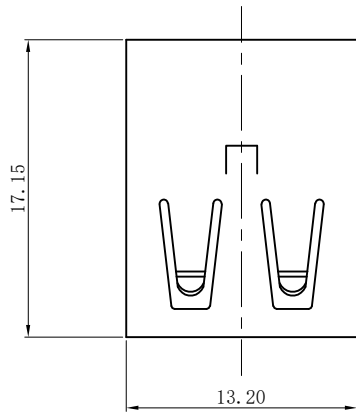
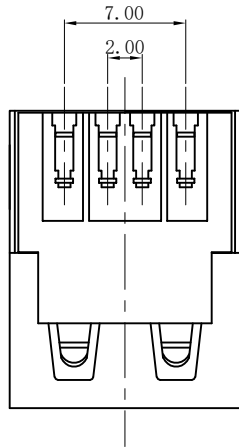


RoHS Compliant

REVISIONS			
REV.	DESCRIPTION	DATE	DESIGN

SPECIFICATIONS

- 1)Electrical:
 - 1.1 Contact Resistance: 30 mΩ Max
 - 1.2 Insulation Resistance: 1000MΩ Min
 - 1.3 Withstanding Voltage: 500V DC
 - 1.4 Current rating 1.5AMP Max.
 - 1.5 Total Mating Force: 4.5kg Max.
 - 1.6 Total Unmating force: 0.7kg Min.
 - 1.7temperature Rage: -55° +105°
- 2)Material:
 - 2.1 Housing: High temperature Plastics UL94V-0
 - 2.2 Standard: PBT+30%G.F
 - 2.3 Contact: brass
- 3)Finishing:
 - 3.1 platingAu or Sn Over 100u" Ni
 - 3.2 Crimp Terminal :Gold-plated contact points. Tin-lead foot
 - 3.2 Shell:Nickel-plating



PART NO. INFORMATION

DU02-A F X X X T - 005

- PORT TYPE
A: TYPE A
- GENDER
F: FEMALE
M: MALE
- CONTACT PLATED
1: GOLD FLASH
2: GOLD 3U"
3: GOLD 5U"
4: GOLD 10U"
5: GOLD 15U"
6: GOLD 30U"
- PACKAGE
T: TRAY
- HOUSING COLOR
1: RED 5: BLACK
2: WHITE
3: GREEN
9: NATURE
- HOUSING MATERIAL
A: LCP B: PBT
C: PA9T D: PA6T
E: PA46 F: PA66

Bestcreate Technology Limited

TOLERANCES UNLESS OTHERWISE SPECIFIED:

X.	±	0.30	X.'	±	2'
.X	±	0.25	.X'	±	1'
.XX	±	0.20	.XX'	±	0.5'

Website:www.bsc-elec.com
Email:bestcreate@bsc-elec.com

DESIGN:	DATE:
I. L	2017. 3. 1
CHECKED:	DATE:
C. W	2017. 3. 1
APPROVED:	DATE:
C. W	2017. 3. 1

TITLE: DUAL USB 2.0 A FEMALE CONNECTOR R/A DIP TYPE		
MATERILA:	PART NO: DU02-AFXXXX-005	SIZE: A4
FINSH:	DWG NO: DU02-AFXXXX-005	

REV: A	UNIT mm	SCALE 1=1	QUALITY SYMBOLS
-----------	------------	--------------	-----------------