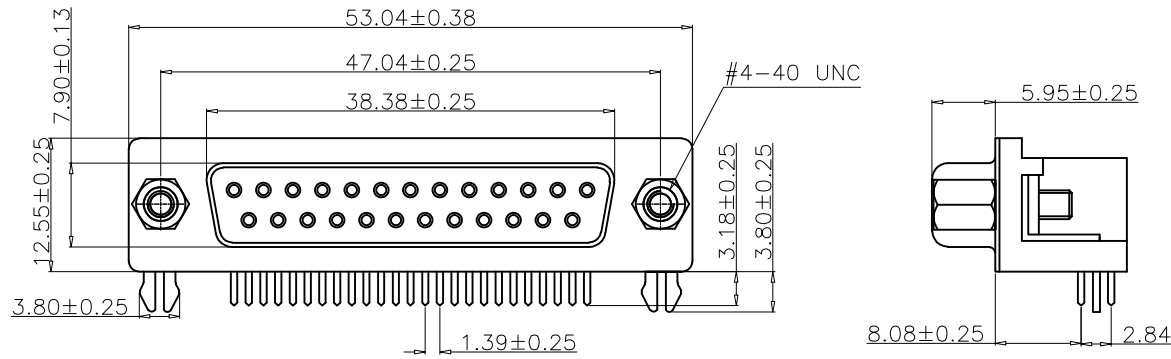


RoHS Compliant

REVISIONS			
REV.	DESCRIPTION	DATE	DESIGN

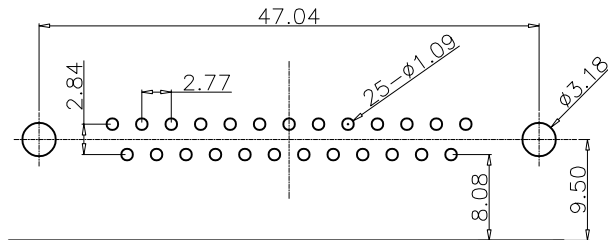
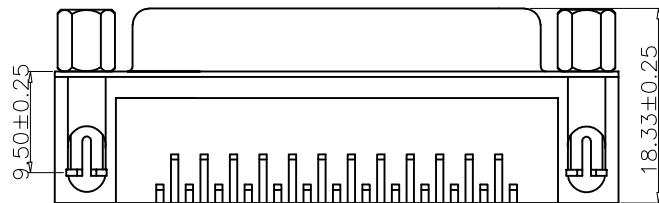


NOTE:

- MATERIALS AND FINISHED
INSULATOR : PBT+30% GF UL 94V-0,
SHELL : STEEL, NI OR SN FINISHED
CONTACT MATERIAL : BRASS, SELEVITE GOLD FINISHED
RIVETED INSERT: BRASS MATERIAL ,TIN FINISHED
WITH #4-40 THREADED ASSEMBLED
- ELECTRICAL CHARACTERISTICS
CURRENT RATING : 1.0 AMP DC
VOLTAGE RATING: 300 V DC
CONTACT RESISTANCE :20 MILLIOHMS MAX.
DIELECTRIC WITHSTANDING VOLTAGE : 1000 V AC MIN.
INSULATION RESISTANCE : 1000 MEGAOHMS MIN.
- ENVIRONMENTAL
OPERATING TEMPERATURE: -55°C ~ +85°C
STORAGE TEMPERATURE:-55°C ~ +105°C
- HOW TO ORDER:

DR F 1 3 1-25 S 1 5 B P-B K 1 1 0

- Female
- 09:9PIN
- 15:15PIN
- 25:25PIN
- 37:37PIN
- G:Gold Plating
- S:Selevite Gold Bright TIN
- 1:1u"
- 2:2u"
- 3:3u"
- 4:FULL Gold
- 5:FULL NI
- B:Black
- L:LIGHT Blue
- U:Dark Blue(661C)
- 1:steel harpoon
- 2:copper harpoon
- 5:4.8*11.8copper screws
- 6:4.8*11.8steel screws
- H:5.8*9.5steel screws
- J:5.8*13.0copper screws
- K:5.8*13.0steel screws
- A:No screw type
- B:Ass'y screw type
- C:Attach screw type
- D:Fork Lock
- P:PBT



RECOMMENDED PCB LAYOUT THICKNESS=1.6mm
TOLERANCE:±0.05

Bestcreate Technology Limited

TOLERANCES UNLESS OTHERWISE SPECIFIED:

.X	± 0.38	X."	± 3"
.XX	± 0.25	.X"	± 2"
.XXX	± 0.15	.XX"	± 1"

Website:www.bsc-elec.com

Email:bestcreate@bsc-elec.com

DESIGN: I. L DATE: 2017. 3. 1

CHECKED: C. W DATE: 2017. 3. 1

APPROVED: C. W DATE: 2017. 3. 1

TITLE: DR 8. 08-37P FEMALE CONNECTOR

MATERILA:	PART NO:	SIZE:
FINSH:	DWG NO:	
	DRF131.37S15BP-BK110	A4
	DRF131.37S15BP-BK110	

REV: A	UNIT mm	SCALE 1=1	QUALITY SYMBOLS
--------	---------	-----------	-----------------