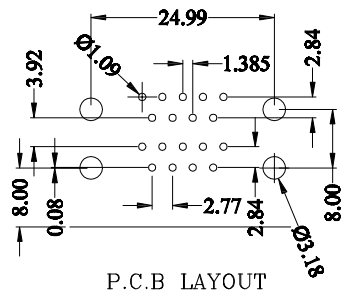
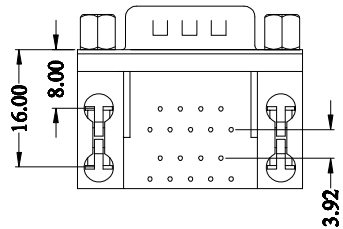
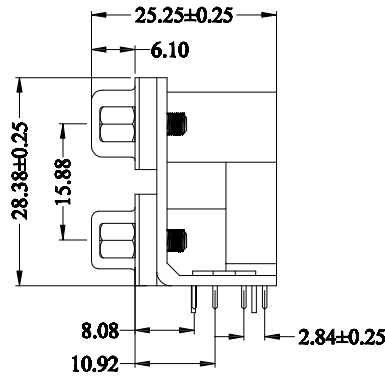
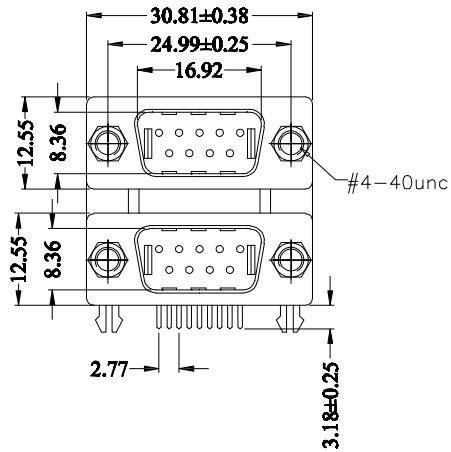


RoHS Compliant

REVISIONS			
REV.	DESCRIPTION	DATE	DESIGN



MATERIALS AND FINISH

SHELL : STEEL MATERIAL, NICKEL FINISHED
 DIMPLES ON PLUG ONLY
 INSULATOR : PBT THERMOPLASTIC, 30% GLASS FILLED, UL 94V-0 RATED, BLACK COLOR
 CONTACT MATERIAL : BRASS
 CONTACT FINISH : SELECTIVE GOLD FINISHED
 GROUNDING BRACKET : ZINC ALLOY, ZINC PLATED

ELECTRICAL CHARACTERISTICS

CONTACT CURRENT RATING : 1.0 AMPS
 CONTACT RESISTANCE :20 MILLIOHMS MAX.
 DIELECTRIC WITHSTANDING VOLTAGE : 500 V AC MIN.
 INSULATION RESISTANCE : 1000 MEGAOHMS MIN.
 TEMPERATURE RATING : -55°C ~ +105°C

HOW TO ORDER:

DL101X-18SX511-XX320

Male+M

DR+DR

2: DimX/Y=19.05/31.60

1: DimX/Y=15.88/28.43

18: 09Pin+09Pin

S:Selevite Gold Bright TIN

M:Selevite Gold Matte TIN

1:G/F 5: 5u"

2:2u" 6: 10u"

3:3u" 7: 15u" 9: 1u"

5. Full Ni(Shell)

6: RoHs&W/O Boardlock
 4: RoHs&W/O Upper Boardlock
 3: RoHs&W/O LowerBody 0:ROHS

3: Lower-DR 8.08

3: Quad Arrowhead Boardlock (8.08x8.0)

K: 5.8*12.8 Hexagonal Screw(iron)
 J: 5.8*12.8 Hexagonal Screw(copper)
 6: 4.8*11.8 Hexagonal Screw(iron)
 5: 4.8*11.8 Hexagonal Screw(copper)
 0: W/O Screw

C: Attach screw type

B: Ass'y screw type

A: No screw type

1: PBT+PBT

G: Upper-Green, Lower-Blue

8: Upper-Green,Lower-Black

2: Upper-Black,Lower-Blue

1: All Black

Bestcreate Technology Limited

TOLERANCES UNLESS OTHERWISE SPECIFIED:

.X	± 0.35	X'	± 3'
.XX	± 0.25	.X'	± 2'
.XXX	± 0.15	.XX'	± 1'

Website:www.bsc-elec.com
 Email:bestcreate@bsc-elec.com

DESIGN: I.L DATE: 2017.3.1

CHECKED: C.W DATE: 2017.3.1

APPROVED: C.W DATE: 2017.3.1

TITLE: DR 09P MALE/DR 09P MALE 8.08

MATERILA: PART NO: DL101X-18SX511-XX320 SIZE: A4

FINSH: DWG NO: DL101X-18SX511-XX320

REV: A	UNIT mm	SCALE 1=1	QUALITY SYMBOLS
--------	---------	-----------	-----------------