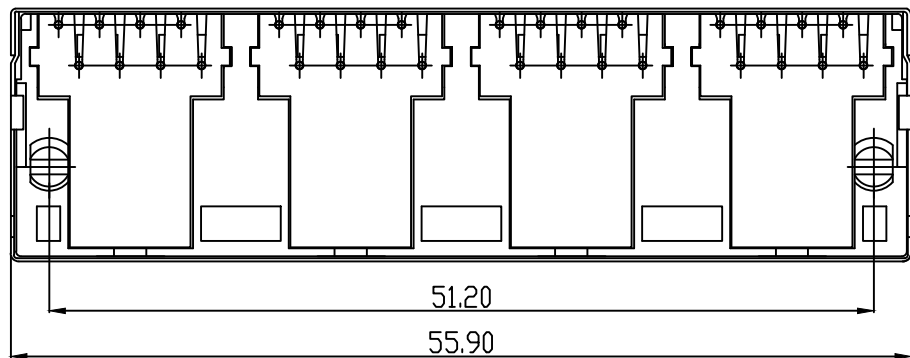
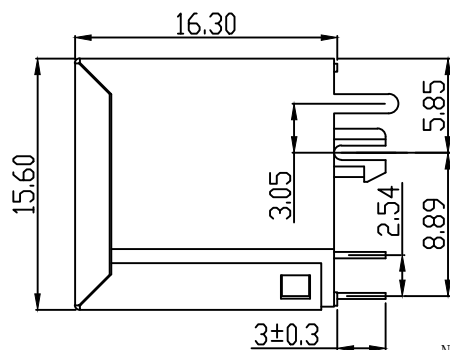
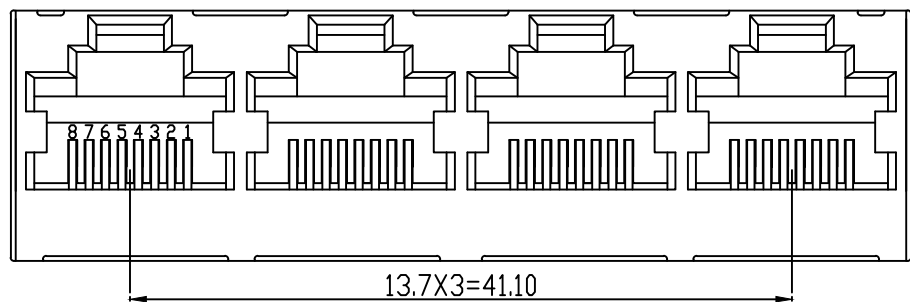


RoHS Compliant

REVISIONS			
REV.	DESCRIPTION	DATE	DESIGN



NOTES

MATERIAL  
 1. HOUSING MATERIAL : THERMO PLASTICS UL94V-0.  
 2. CONTACT MATERIAL : PHOSPHOR BRONZE Ø0.46mm.  
 3. PLATING : GOLD FLASH PLATING OVER NICKEL.  
 4. SHIELD : BRASS T=0.20MM NICKEL PLATED.

ELECTRICAL  
 1. VOLTAGE RATING : 125 VAC RMS.  
 2. CURRENT RATING : 1.5 AMP.  
 3. CONTACT RESISTANCE : 40 MILLIOHMS MAX.  
 4. INSULATION RESISTANCE : 500 MEGOHMS MIN @ 100V DC .  
 5. DIELECTRIC DIELECTRIC RESISTANCE : 500V DC RMS 50Hz. 1MIN.

MECHANICAL  
 1. DURRABILITY : 750 CYCLES MIN.  
 2. MATING/UNMATING FORC: 2. 24 KG. F MAX.

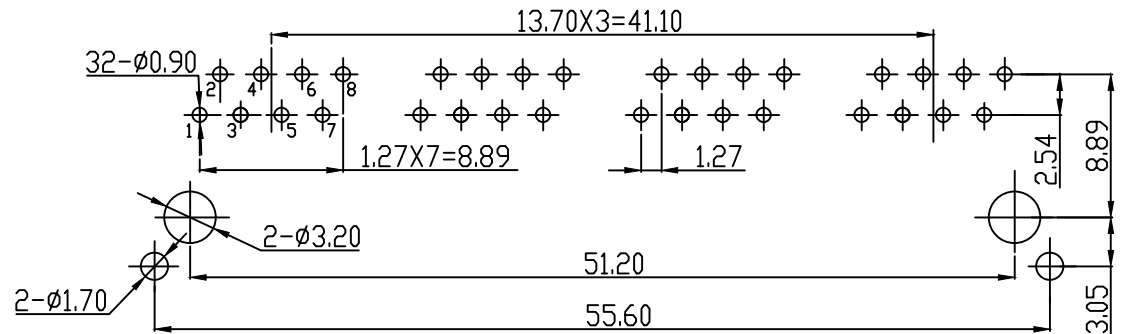
ENVIRONMENTAL:  
 1. OPERATION : -40°C~+85°C.  
 2. STORAGE : 0° C TO 70° C.

PART NO. INFORMATION

**RJ01- X 5 2 X - 061**

CONTACT PLATED  
 1: G/F 2: AU 3U"  
 3: AU 6U"  
 PACKAGE  
 R: TAPE REEL  
 T: TRAY

HOUSING:  
 1:LCP BLACK  
 2.PBT BLACK  
 3.PA46 BLACK  
 4.PA9T BLACK



PC Board Layout

**Bestcreate Technology Limited**

TOLERANCES UNLESS OTHERWISE SPECIFIED:			
.X	± 0.35	X.*	± 3"
.XX	± 0.25	.X.*	± 2"
.XXX	± 0.15	.XX.*	± 1"
Website:www.bsc-elec.com			
Email:bestcreate@bsc-elec.com			

DESIGN:	DATE:
I. L	2017. 3. 1
CHECKED:	DATE:
C. W	2017. 3. 1
APPROVED:	DATE:
C. W	2017. 3. 1

TITLE: VERTICAL RJ45 1x4 FEMALE CONNECTOR, F3.05 DIP P13.7		
MATERILA:	PART NO: RJ01-X52X-061	SIZE: A4
FINSH:	DWG NO: RJ01-X52X-061	

REV: A	UNIT mm	SCALE 1=1	QUALITY SYMBOLS
-----------	------------	--------------	-----------------