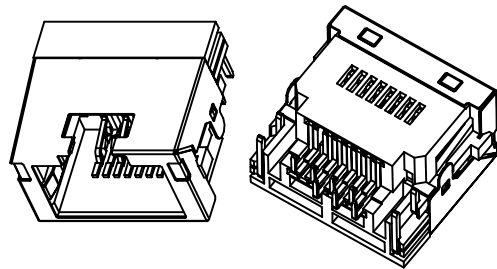
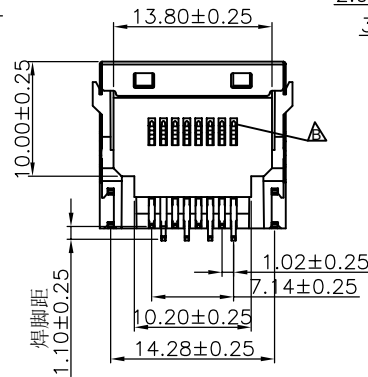
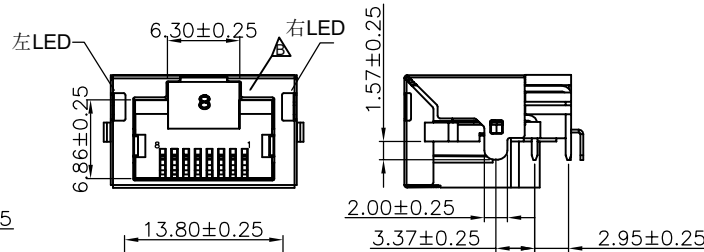
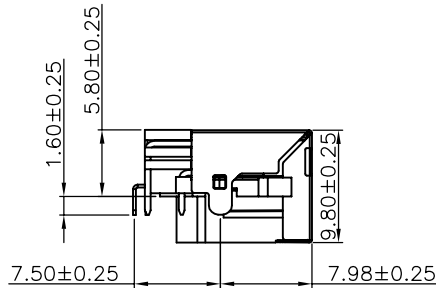
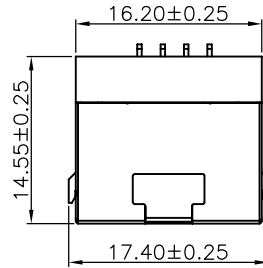
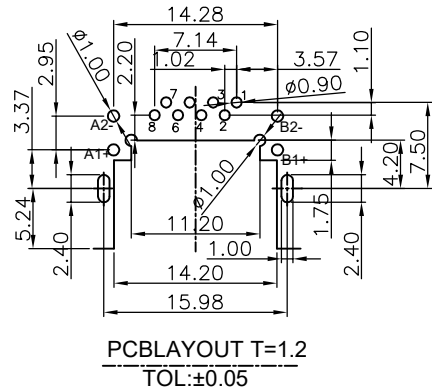


RoHS Compliant

LED electrical characteristic		
Node		
A1(+)	A2(-)	A1- ∇ -A2
B1(+)	B2(-)	B1- ∇ -B2

REVISIONS			
REV.	DESCRIPTION	DATE	DESIGN



NOTES

- MATERIAL
- HOUSING MATERIAL: THERMO PLASTICS UL94V-0 COLOR BLACK.
 - CONTACT MATERIAL : PHOSPHOR BRONZE T=0.25mm. : SELECT GOLD PLATING ON CONTACT AREA AND TIN PLATING ON SOLDER AREA OVER NICKEL.
 - SHIELD: STAINLESS T=0.20mm NI PLATING.
 - GASKET : SPCC T=0.40 NI PLATING.
 - LED: TIN PLATING.

MELECTRICAL

- VOLTAGE RATING : 125 VAC RMS.
- CURRENT RATING : 1.5 AMP.
- CONTACT RESISTANCE : 40 MILLIOHMS MAX.
- INSULATION RESISTANCE : 500 MEGOHMS MIN @ 100V DC .
- DIELECTRIC DIELECTRIC RESISTANCE : 500V DC RMS 50Hz. 1MIN.

MECHANICAL

- DURRABILITY : 750 CYCLES MIN.
- MATING/UNMATING FORCE : 2.24 KG. F MAX.

ENVIRONMENTAL :

- STORAGE : -40°C ~ +85°C.
- OPERATION : -40°C ~ +85°C.

PART NO. INFORMATION

RJ01- X 5 X X - 025 - X

CONTACT PLATED

- G/F
- AU 3U"
- AU 6U"
- AU 15U"
- AU 30U"

PACKAGE

- TAPE REEL
- TRAY

LED:

- L-YELLOW R-GREEN
- L-GREEN R-YELLOW
- L-GREEN R-AMBER

HOUSING:

- PBT BLACK
- PBT YELLOW
- PA46 BLACK
- PBT BLUE
- PA9T BLUE
- PA9T YELLOW

8	/
7	/
6	RX-
5	/
4	/
3	RX+
2	TX-
1	TX+

PIN序 说明

Bestcreate Technology Limited

TOLERANCES UNLESS OTHERWISE SPECIFIED:

.X	± 0.30	X.	± 3'
.XX	± 0.20	.X'	± 2'
.XXX	± 0.10	.XX'	± 1'

Website: www.bsc-elec.com
Email: bestcreate@bsc-elec.com

DESIGN: I. L DATE: 2017. 3. 1

CHECKED: C. W DATE: 2017. 3. 1

APPROVED: C. W DATE: 2017. 3. 1

TITLE: RJ45 56 8P8C FEMALE CONNECTOR DIP TYPE WITH LED LIGHT

MATERILA: PART NO: RJ01-X5XX-025-X SIZE: A4

FINSH: DWG NO: RJ01-X5XX-025-X

REV: A UNIT mm SCALE 1=1 QUALITY SYMBOLS