

1

2

3

4

5

6

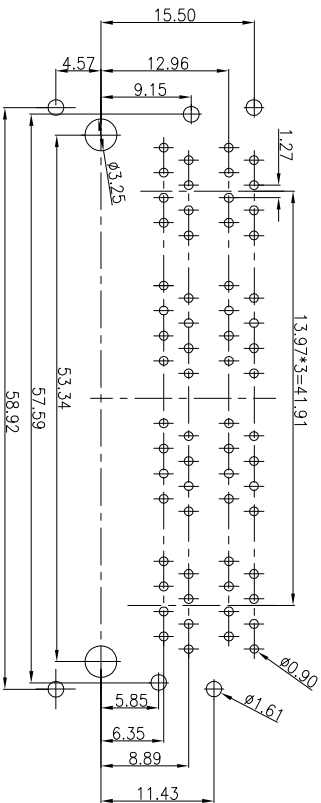
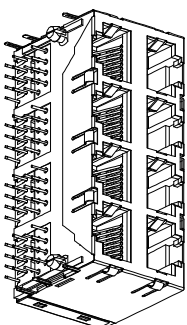
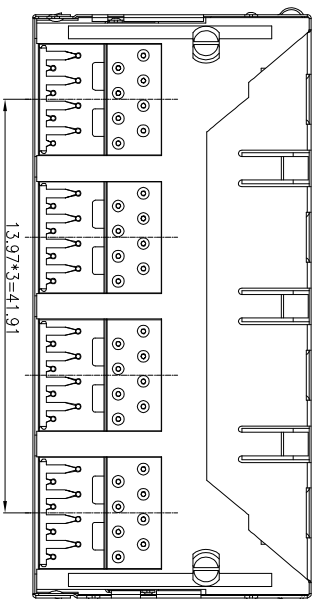
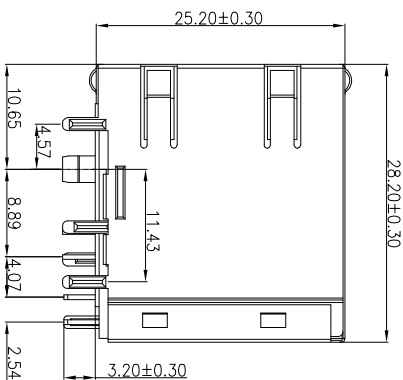
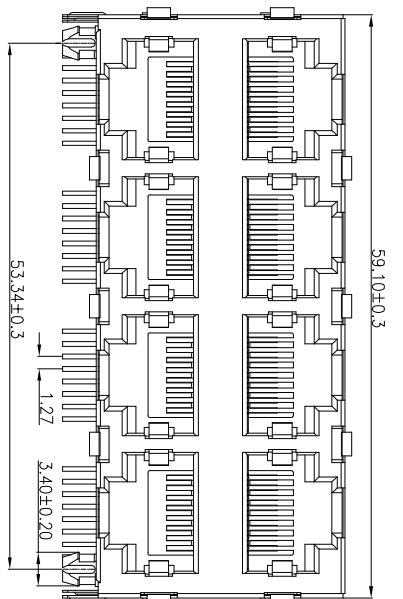
7

8

RoHS Compliant

REVISIONS

REV.	DESCRIPTION	DATE	DESIGN



PCBLAYOUT T=1.60
TOL: ±0.05

NOTES

MATERIAL

- HOUSING MATERIAL : THERMO PLASTICS UL94V-0.
- CONTACT MATERIAL : PHOSPHOR BRONZE ϕ 0.46mm.
- PLATING : GOLD FLASH PLATING OVER NICKEL.
- SHIELD : 0.20mm THICKNESS COPPER ALLOY WITH NICKEL PLATED.

ELECTRICAL

- VOLTAGE RATING : 125 VAC RMS.
- CURRENT RATING : 1.5 AMP.
- CONTACT RESISTANCE : 40 MILLIOHMS MAX.
- INSULATION RESISTANCE : 500 MEGOHMS MIN @ 100V DC .
- DIELECTRIC DIELECTRIC RESISTANCE : 500V DC RMS 50HZ. 1MIN.

MECHANICAL

- DURABILITY : 750 CYCLES MIN.
- MATING/UNMATING FORC: 2.24 KG.F MAX.

ENVIRONMENTAL:

- OPERATION : -40°C ~ +85°C.
- STORAGE : -40°C ~ +85°C.

PART NO. INFORMATION

RJ01-X 5 X X - 094

- CONTACT PLATED : 1: G/F 2: AU 3U"
- HOUSING: 1:PBT BLACK
- PACKAGE : R: TAPE REEL T: TRAY

TOLERANCES UNLESS OTHERWISE SPECIFIED:

X	± 0.35	X'	±	3'
.XX	± 0.25	.X'	±	2'
.XXX	± 0.15	.XX'	±	1'

DESIGN: I.L

DATE: 2017.3.1

CHECKED: C.W

DATE: 2017.3.1

APPROVED: C.W

DATE: 2017.3.1

RJ45 8P8C 2x4 DIP TYPE

MATERIAL:

PART NO: RJ01-X5XX-094

SIZE: A4

FINSH:

DWG NO: RJ01-X5XX-094

REV: A

UNIT: mm

SCALE: 1=1

QUALITY SYMBOLS



Website: www.bsc-elec.com
Email: bestcreate@bsc-elec.com

C.W

DATE: 2017.3.1

FINSH:

DWG NO: RJ01-X5XX-094

SIZE: A4

Bestcreate Technology Limited

