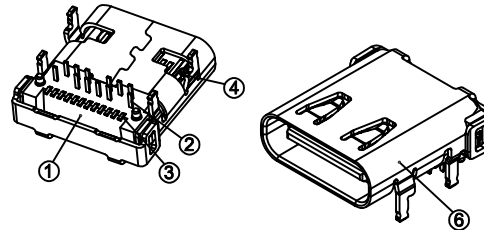
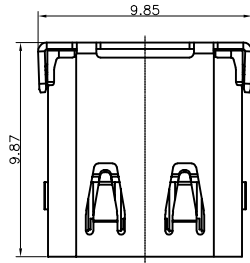


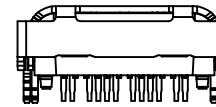
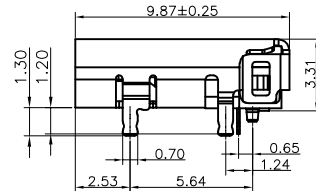
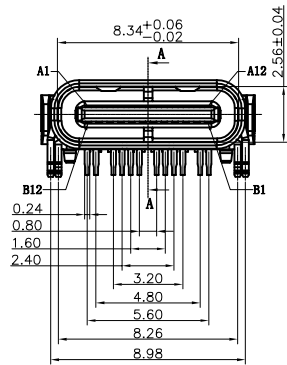
RoHS Compliant

REVISIONS			
REV.	DESCRIPTION	DATE	DESIGN



NOTE:

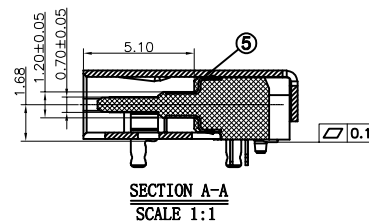
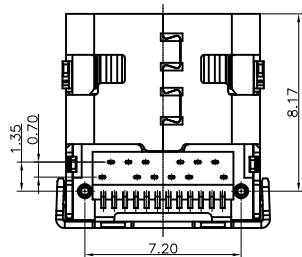
- Electrical Characteristics:
 - 1-1: Current Rating: 5A For Pin(A4,A9,B4,B9)
1.25A For Pin(B5)
0.25A For Others Pin
 - 1-2: VOLTAGE RATING:5.0V
 - 1-3: Insulation Resistance: 100MΩ Min.
 - 1-4: Contact Resistance:
VBUS & GND PINS AND OTHER PINS: 40mΩ/PIN MAX.
SHIELD:50mΩ/MAX.
SHIELD:LLCR MAX. CHANGE OF ALL PINS: 10mΩ.
 - 1-5: Dielectric Withstanding Voltage: 100V/AC 1Minute
- Mechanical Characteristics:
 - Insertion Force: 5~20N
 - Extraction Force: Initial: 8~20N
After durability: 6~20N
 - Durability :10000 Cycles
- Operating Temperature: -25°C TO +85°C



PART NO. INFORMATION

U06-C F X X 5 R - 050

- PORT TYPE: C: TYPE C
- GENDER: F: FEMALE, M: MALE
- CONTACT PLATED: 1: GOLD FLASH, 2: GOLD 3U'', 3: GOLD 5U'', 4: GOLD 10U'', 5: GOLD 15U'', 6: GOLD 30U''
- PACKAGE: R: TAPE REEL
- HOUSING COLOR: 2: WHITE, 5: BLACK, 9: NATURE
- HOUSING MATERIAL: A: LCP, B: PBT, C: PA9T, D: PA6T, E: PA46, F: PA66



TYPE:

NO.	DESCRIPTION	MATERIAL	REMARKS	QTY
6	SHELL	SUS304 1/2H T=0.30mm	NICKEL 30u" MIN PLATING	1PCS
5	EMI	SUS304 1/2H T=0.10mm	CLEAR ONLY	2PCS
4	SHIELDING PLATE	SUS301 3/4H T=0.15mm	CLEAR ONLY	1PCS
3	SMT CONTACT	C18400-H T=0.12mm	NI 50U" MIN UNDER PLATED OVER ALL Au 3U" PLATED ON THE FUNCTIONAL AREA OF CONTACT. PLATING GF OF THE SOLDER AREA.	1SET
2	DIP CONTACT	C18400-H T=0.12mm	NI 50U" MIN UNDER PLATED OVER ALL Au 3U" PLATED ON THE FUNCTIONAL AREA OF CONTACT. PLATING GF OF THE SOLDER AREA.	1SET
1	HOUSING	LCP UL94V-0	BLACK	1PCS
NO.	DESCRIPTION	MATERIAL	REMARKS	QTY

Bestcreate Technology Limited

TOLERANCES UNLESS OTHERWISE SPECIFIED:

.X	± 0.30	.X'	± 5'
.XX	± 0.25	.X''	± 2'
.XXX	± 0.10	.XX'	± 1'

Website:www.bsc-elec.com
Email:bestcreate@bsc-elec.com

DESIGN: I. L DATE:

CHECKED: C. W DATE:

APPROVED: C. W DATE:

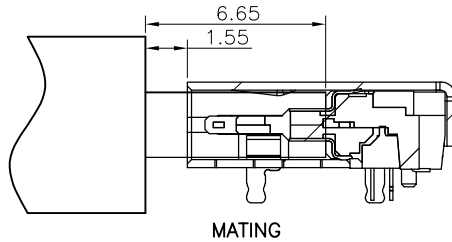
TITLE:
24P USB 3.1 C FEMALE DIP+SMT CONNECTOR

MATERILA:	PART NO: U06-CFXX5R-050	SIZE: A4
FINSH:	DWG NO: U06-CFXX5R-050	

REV: A	UNIT mm	SCALE 1=1	QUALITY SYMBOLS
--------	---------	-----------	-----------------

RoHS Compliant

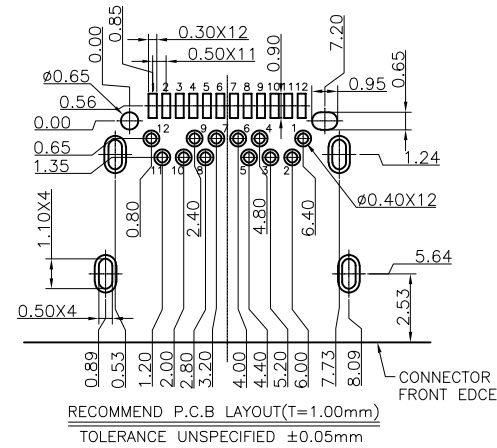
REVISIONS			
REV.	DESCRIPTION	DATE	DESIGN



MATING

USB TYPE-C PIN ASSIGNMENTS

PIN NUMBER	SIGNAL NAME	PIN NUMBER	SIGNAL NAME
A1	GND	B12	GND
A2	SSTXp1	B11	SSRXp1
A3	SSTXn1	B10	SSRXn1
A4	VBUS	B9	VBUS
A5	CC1	B8	SBU2
A6	Dp1	B7	Dn2
A7	Dn1	B6	Dp2
A8	SBU1	B5	CC2
A9	VBUS	B4	VBUS
A10	SSRXn2	B3	SSTXn2
A11	SSRXp2	B2	SSTXp2
A12	GND	B1	GND



Bestcreate Technology Limited

TOLERANCES UNLESS OTHERWISE SPECIFIED:

.X	± 0.30	X.	± 5°
.XX	± 0.25	.X°	± 2°
.XXX	± 0.10	.XX°	± 1°

Website: www.bsc-elec.com
Email: bestcreate@bsc-elec.com

DESIGN: I. L DATE:

CHECKED: C. W DATE:

APPROVED: C. W DATE:

TITLE: **24P USB 3.1 C FEMALE DIP+SMT CONNECTOR**

MATERIAL: PART NO: U06-CFXX5R-050 SIZE: A4

FINISH: DWG NO: U06-CFXX5R-050

REV: A UNIT: mm SCALE: 1=1 QUALITY SYMBOLS: