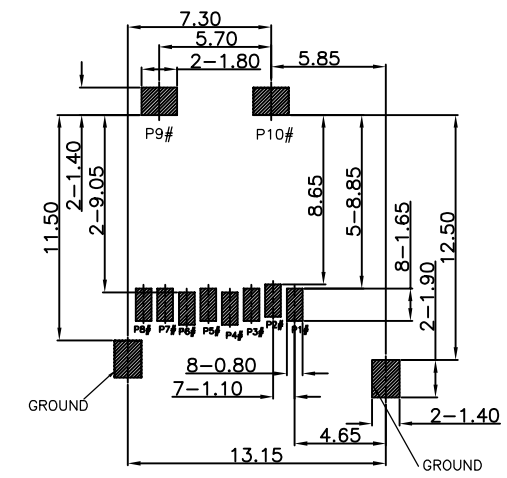
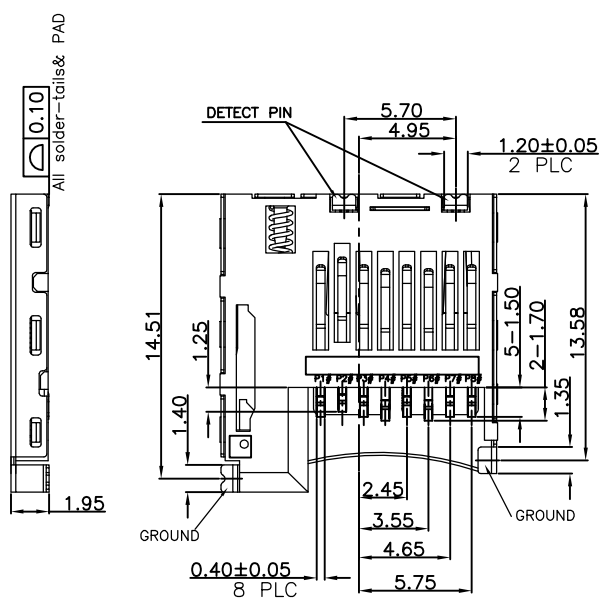
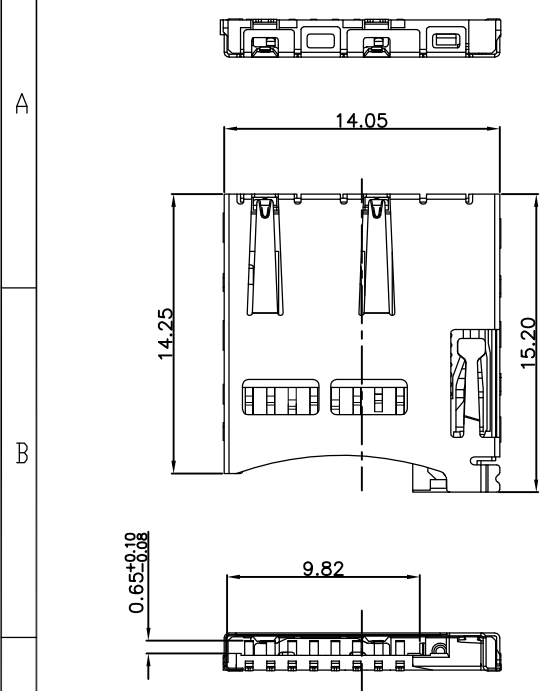


**RoHS Compliant**

| REVISIONS |             |      |        |
|-----------|-------------|------|--------|
| REV.      | DESCRIPTION | DATE | DESIGN |
|           |             |      |        |



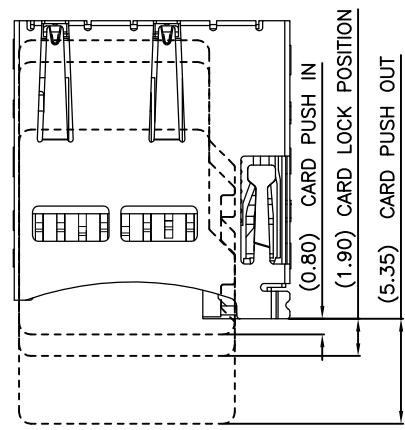
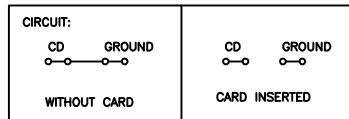
**RECOMMENDED PCB LAYOUT**  
(ALL TOLERANCE ARE ±0.05)

- NOTES:  
 1) MATERIAL:  
 HOUSING : LCP S475, COLOR:BLACK UL 94-V0  
 CONTACT : COPPER ALLOY,T=0.15mm  
 SHELL : STAINLESS STEEL,T=0.15mm  
 2) FINISH :  
 CONTACT:GOLD FLASH PLATED ON CONTACT AREA;  
 GOLD FLASH PLATED ON SOLDER TAILS,  
 SHELL: GOLD FLASH PLATED ON SOLDER TAILS  
 3:PART NO.

**MSD - 08 X X 5 R - 007**

- 08:8P  
 CONTACT PLATED  
 1: GOLD FLASH  
 2: GOLD 3U"  
 3: GOLD 5U"  
 4: GOLD 10U"  
 5: GOLD 15U"  
 6: GOLD 30U"  
 PACKAGE  
 R: TAPE REEL  
 HOUSING COLOR  
 2: WHITE  
 5: BLACK  
 9: NATURE  
 HOUSING MATERIAL  
 A: LCP B: PBT  
 C: PA9T D: PA6T  
 E: PA46 F: PA66

| Pin No. | MICRO SD    |
|---------|-------------|
| PIN1    | DAT2 1P     |
| PIN2    | CD/DAT3 2P  |
| PIN3    | CMD 3P      |
| PIN4    | VDD 4P      |
| PIN5    | CLK 5P      |
| PIN6    | VSS 6P      |
| PIN7    | DAT0 7P     |
| PIN8    | DAT1 8P     |
| PIN9    | CARD DETECT |
| PIN10   |             |



**Bestcreate Technology Limited**

| TOLERANCES UNLESS OTHERWISE SPECIFIED: |        |      |      |
|--|--------|------|------|
| .X                                     | ± 0.35 | X.*  | ± 5' |
| .XX                                    | ± 0.25 | .X*  | ± 2' |
| .XXX                                   | ± 0.15 | .XX* | ± 1' |

Website: [www.bsc-elec.com](http://www.bsc-elec.com)  
 Email: [bestcreate@bsc-elec.com](mailto:bestcreate@bsc-elec.com)

|           |     |       |          |
|-----------|-----|-------|----------|
| DESIGN:   | I.L | DATE: | 2017.3.1 |
| CHECKED:  | C.W | DATE: | 2017.3.1 |
| APPROVED: | C.W | DATE: | 2017.3.1 |

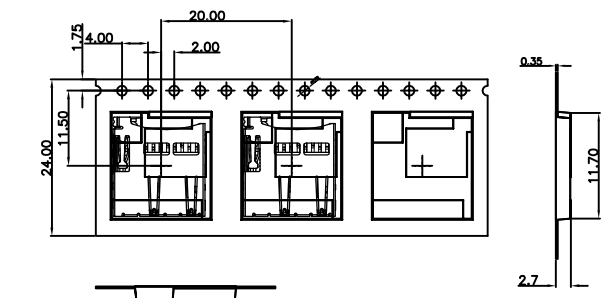
|                                     |                            |             |
|-------------------------------------|----------------------------|-------------|
| TITLE:<br><b>MICRO SD PUSH CONN</b> |                            |             |
| MATERILA:                           | PART NO:<br>MSD-08XX5R-007 | SIZE:<br>A4 |
| FINSH:                              | DWG NO:<br>MSD-10XX5R-007  | 1 OF 1      |

|        |         |           |                 |
|--------|---------|-----------|-----------------|
| REV: A | UNIT mm | SCALE 1=1 | QUALITY SYMBOLS |
|--------|---------|-----------|-----------------|

RoHS Compliant

| REVISIONS |             |      |        |
|-----------|-------------|------|--------|
| REV.      | DESCRIPTION | DATE | DESIGN |
|           |             |      |        |

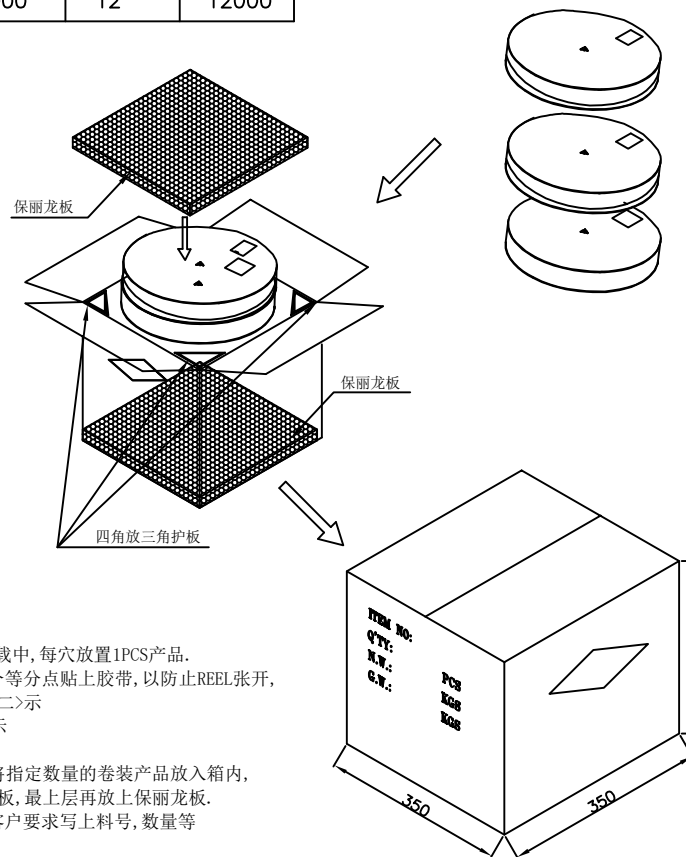
<图一>



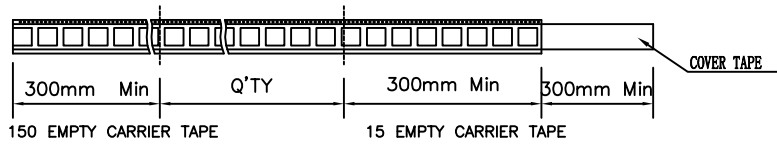
<TABLE 1> PACKAGING QUANTITY

| QTY/REEL | REEL/CARTON | QTY/CARTON |
|----------|-------------|------------|
| 1000     | 12          | 12000      |

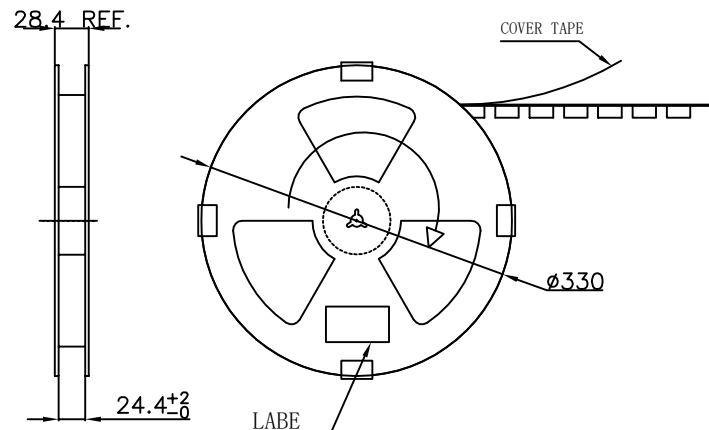
<图三>



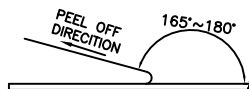
放料方向



<图二>



COVER TAPE PEELING FORCE: 20gf~120gf



NOTE:

1. 依<图一>示放置产品于下载中, 每穴放置1PCS产品.
2. 包装机包好后, 在REEL的个等分点贴上胶带, 以防止REEL张开, 每REEL贴1PCS标签, 如<图二>示
3. 包装数量见如<TABLE 1>示
4. 包装成箱见如<图三>示  
箱底放保丽龙板, 再依次将指定数量的卷装产品放入箱内, 四角分别放入四个三角护板, 最上层再放上保丽龙板.
5. 封箱, 在封好的纸箱上按客户要求写上料号, 数量等

**Bestcreate Technology Limited**

TOLERANCES UNLESS OTHERWISE SPECIFIED:

|             |           |
|-------------|-----------|
| .X ± 0.35   | X.* ± 5"  |
| .XX ± 0.25  | .X* ± 2"  |
| .XXX ± 0.15 | .XX* ± 1" |

Website: [www.bsc-elec.com](http://www.bsc-elec.com)  
Email: [bestcreate@bsc-elec.com](mailto:bestcreate@bsc-elec.com)

|           |      |       |            |
|-----------|------|-------|------------|
| DESIGN:   | I. L | DATE: | 2017. 3. 1 |
| CHECKED:  | C. W | DATE: | 2017. 3. 1 |
| APPROVED: | C. W | DATE: | 2017. 3. 1 |

|           |          |                |                    |        |    |
|-----------|----------|----------------|--------------------|--------|----|
| TITLE:    |          |                | MICRO SD PUSH CONN |        |    |
| MATERILA: | PART NO: | MSD-08XX5R-007 |                    | SIZE:  | A4 |
| FINSH:    | DWG NO:  | MSD-10XX5R-007 |                    | 1 OF 2 |    |

|      |   |       |    |        |     |                  |  |
|------|---|-------|----|--------|-----|------------------|--|
| REV: | A | UNIT: | mm | SCALE: | 1=1 | QUALITY SYMBOLS: |  |
|------|---|-------|----|--------|-----|------------------|--|