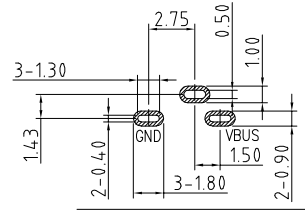
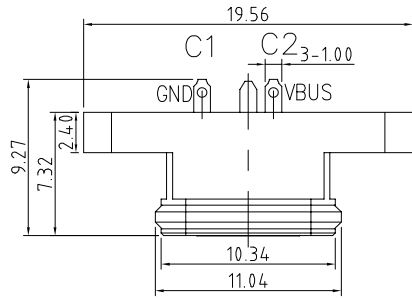
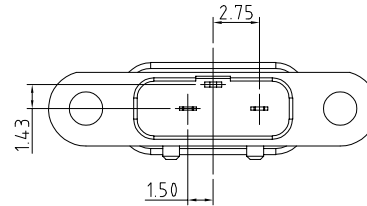
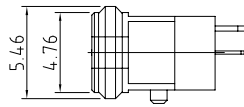
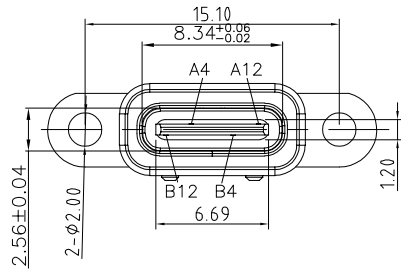


RoHS Compliant



RECOMMENDED PCB LAYOUT(TOP VIEW)

THICKNESS T=1.0mm  
DEFAULT TOLERANCE+/-0.05



NOTES:

SPECIFICATION:

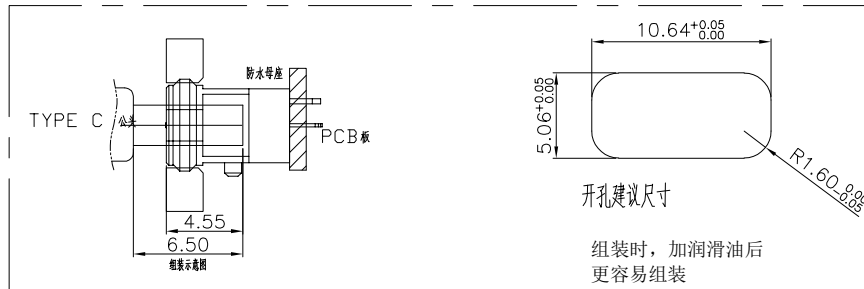
- CURRENT RATING: 3.0A MAX
- DIELECTRIC WITHSTAND VOLTAGE: 100VAC
- TEMPERATURE RANGE: -30 °C ~ 85 °C
- CONTACT RESISTANCE: 40 MILLIONHM MAX
- INSULATION RESISTANCE: 100 MEGOHMS MIN.
- INSERTION FORCE : 5N~20N
- UNMATING FORCE: 8N~20N
- DURABILITY:5000 CYCLES

INTERFACE(FRONT VIEW)

A1	A2	A3	A4	A5	A6	A7	A8	A9	A10	A11	A12
GND			VBUS						VBUS		GND
B12	B11	B10	B9	B8	B7	B6	B5	B4	B3	B2	B1

PIN ASSIGNMENT

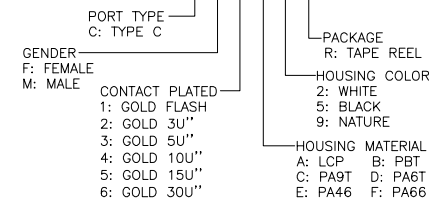
PIN NO.	A12&B12	A4&B4
SINGAL NAME	GND	VBUS
PCB PAD NO.	C1	C2



4	Shell1	1	SUS304 Ni Plating T=0.3mm	Ni40~120u <sup>+</sup> ;
3	Housing2	1	LCP(G.F30%)	
2	Contact	4	Phosphor bronze C5210R-EH Au/Ni Plating T=0.20mm	Ni40~160u <sup>+</sup> ; AuCONTACT AREA3u <sup>+</sup> ; OTHER AREA G/F
1	Housing	1	PA9T (G.F30%)	
ITEM	PARTNAME	Q'TY	FINISH	NOTE

PART NO. INFORMATION

U06-C F X X 5 R - W118



Bestcreate Technology Limited

TOLERANCES UNLESS OTHERWISE SPECIFIED:

X.	± 0.50	X.*	± 5'
.X	± 0.30	.X.*	± 2'
.XX	± 0.10	.XX.*	± 1'

DESIGN: I.L

DATE:

CHECKED: C.W

DATE:

APPROVED: C.W

DATE:

TITLE:

IPX8 WATERPROOF 3P USB C FEMALE  
CONNECTOR VERTICAL DIP TYPE

MATERILA:

PART NO:  
U06-CFXX5R-W118

SIZE: A4

FINSH:

DWG NO:  
U06-CFXX5R-W118

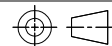
1 OF 1

REV: A

UNIT mm

SCALE 1=1

QUALITY SYMBOLS



Website:www.bsc-elec.com

Email:bestcreate@bsc-elec.com