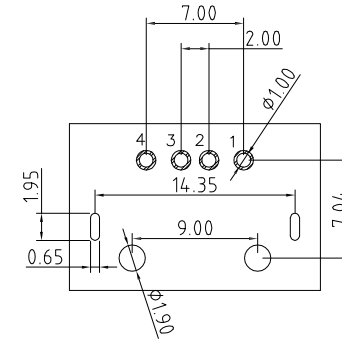
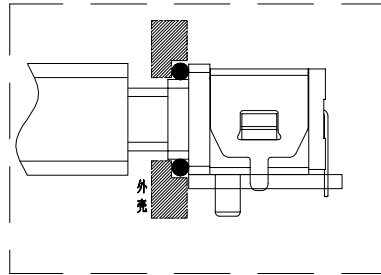
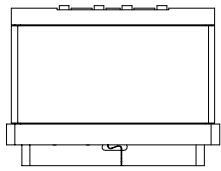


RoHS Compliant

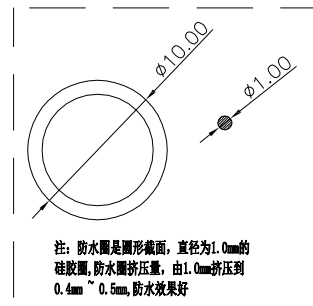
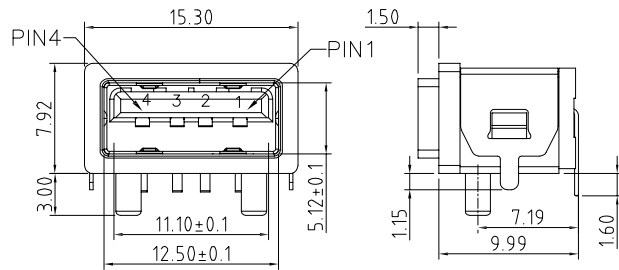
REVISIONS			
REV.	DESCRIPTION	DATE	DESIGN



RECOMMENDED PCB LAYOUT(TOP VIEW)
 DEFAULT TOLERANCE ± 0.05
 THICKNESS T=1.0mm

PIN ASSIGNMENT

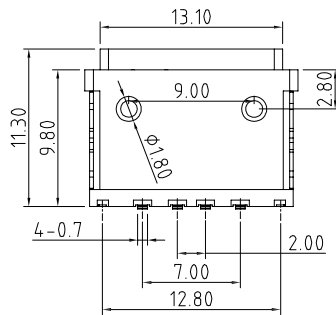
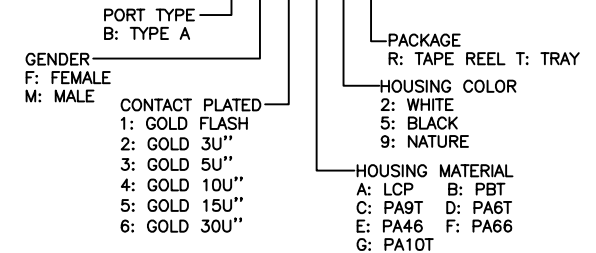
PIN NO.	1	2	3	4
SIGNAL NAME	GND	D+	D-	VBUS



注: 防水圈是圆形截面, 直径为1.0mm的硅胶圈, 防水圈挤压力, 由1.0mm挤压力到0.4mm ~ 0.5mm, 防水效果好

PART NO. INFORMATION

U01-A F X X 5 R - W003



规格书

- 额定电流 3.0A
- 耐电压 500VAC
- 工作温度范围 -30 °C ~ 85 °C
- 接触阻抗 接触阻抗 $\leq 30m\Omega$
- 绝缘阻抗 绝缘阻抗 $\geq 1000M\Omega$
- 插入力 :8N~35N
- 拔出力 8N~35N
- 插拔耐久:1500 CYCLES

TEMP	PART NAME	Q'TY	FINISH
3	Shell	1	SUS 301 1/4H
3	PLASTIC Shell	1	PA9T&LCP (G.F30%)
2	Contact	4	BRASS C2680-EH Au/Ni Plating T=0.25mm
1	Housing	1	PA10T (G.F30%)

Bestcreate Technology Limited

TOLERANCES UNLESS OTHERWISE SPECIFIED:

X.	± 0.50	X.*	$\pm 2'$
.X	± 0.30	.X'	$\pm 1'$
.XX	± 0.10	.XX'	$\pm 0.5'$

Website: www.bsc-elec.com
 Email: bestcreate@bsc-elec.com

DESIGN: DATE: 2017.3.1

I. L. 2017.3.1

CHECKED: DATE: 2017.3.1

C. W. 2017.3.1

APPROVED: DATE: 2017.3.1

C. W. 2017.3.1

TITLE: IP68 USB 2.0 A FEMALE CONNECTOR

MATERILA: PART NO: U01-AFXX5R-W003 SIZE: A4

FINISH: DWG NO: U01-AFXX5R-W003

REV: A UNIT mm SCALE 1=1 QUALITY SYMBOLS

1 2 3 4 5 6 7 8