RoHS Compliant

REVISIONS			
REV.	DESCRIPTION	DATE	DESIGN

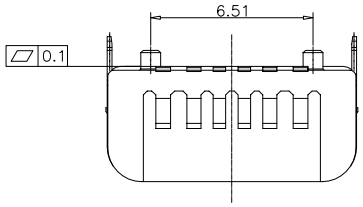

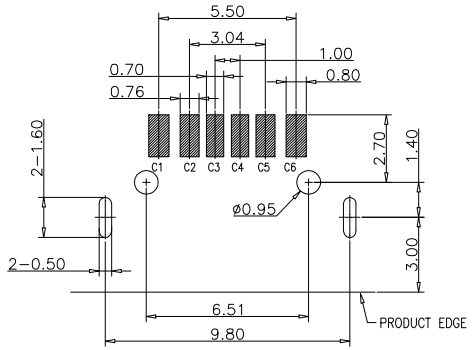

RECOMMEND P.C.B LAYOUT(COMPONENT SIDE)

TOLERANCE FOR PCB LAYOUT IS ±0.05

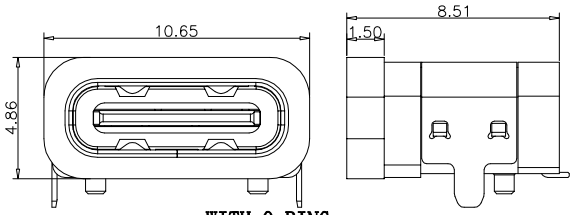

WITH O-RING

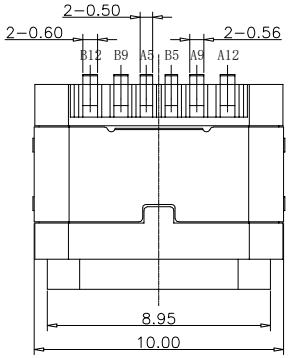

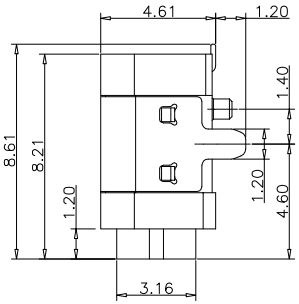

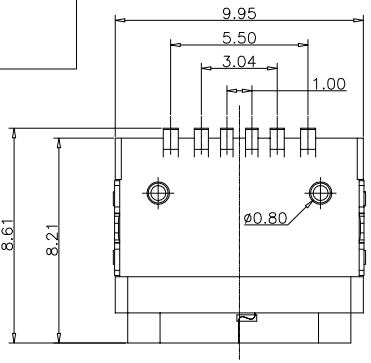

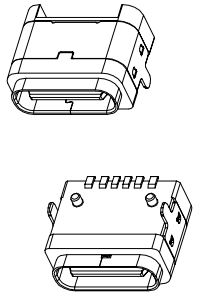

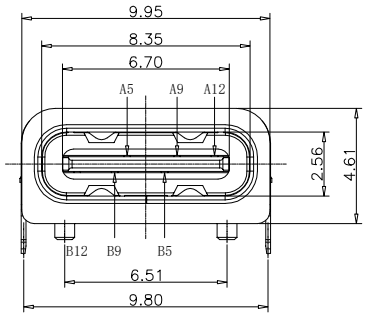

NOTES:

SPECIFICATION:

1.CURRENT RATING: 3.0A MAX
2.VOLTAGE: 100 VAC
3.TEMPERATURE RANGE: -30°C~+85°C
4.CONTACT RESISTANCE: 40 MILLIONHM MAX
5.INSULATION RESISTANCE: 100 MEGOHMS MIN
6.LNSERTION FORCE: 5N~20N
7.UNMATING FORCE: 8N-20N
8.DURABILITY: 10000 CYCLES
9.WATER PROOFNESS:THISPRODUCTIS BASED ON IPX7.

TABLE:

NO	PART	Q'TY	Material
1	SHELL	1	STAINLESS STEEL,NI PLATED
2	CONTACT	6	COPPER STEEL,TIN/Au/NI PLATED
3	MID PLATE	1	STAINLESS STEEL,NO PLATING
4	1MD HOUSING	1	HIGH TEMPERATURE RESISTANT PLASTIC BLACK UL94 V-0
5	2MD HOUSING	1	HIGH TEMPERATURE RESISTANT PLASTIC BLACK UL94 V-0
6	SHIELDING PLATE	1	STAINLESS STEEL,NI PLATED

PART NO. INFORMATION

U06-C F X X 5 R - W036

PORT TYPE
C: TYPE C

GENDER
F: FEMALE
M: MALE

CONTACT PLATED
1: GOLD FLASH
2: GOLD 3U''
3: GOLD 5U''
4: GOLD 10U''
5: GOLD 15U''
6: GOLD 30U''

HOUSING MATERIAL
A: LCP B: PBT
C: PA9T D: PA6T
E: PA46 F: PA66

HOUSING COLOR
2: WHITE
5: BLACK
9: NATURE

PACKAGE
R: TAPE REEL

PIN ASSIGNMENT:

PIN NO	A1&B12	A4&B9	A5	B5	A9&B4	A12&B1
SIGNAL NAME	GND	VBUS	CC1	CC2	VBUS	GND
PCB PAD NO.	C1	C2	C3	C4	C5	C6

Bestcreate Technology Limited

TOLERANCES UNLESS OTHERWISE SPECIFIED:

.X	±	0.20	X.°	±	5°
.XX	±	0.15	.X°	±	2°
.XXX	±	0.10	.XX°	±	1°

Website:www.bsc-elec.com
Email:bestcreate@bsc-elec.com

DESIGN: I.L DATE:
CHECKED: C.W DATE:
APPROVED: C.W DATE:

TITLE: **Waterproof USB TYPE C 6P FEMALE CONNECTOR SMT**

MATERILA:
PART NO: U06-CFXX5R-W036
SIZE: A4
FINSH:
DWG NO: U06-CFXX5R-W036

REV: A | UNIT mm | SCALE 1=1 | QUALITY SYMBOLS