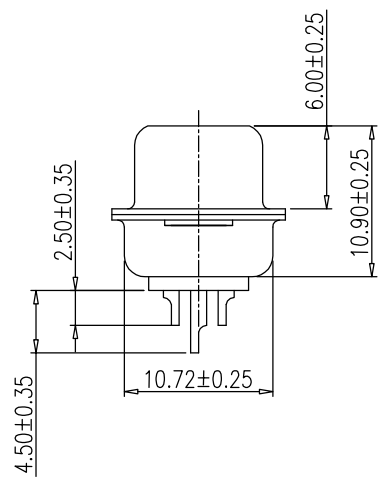
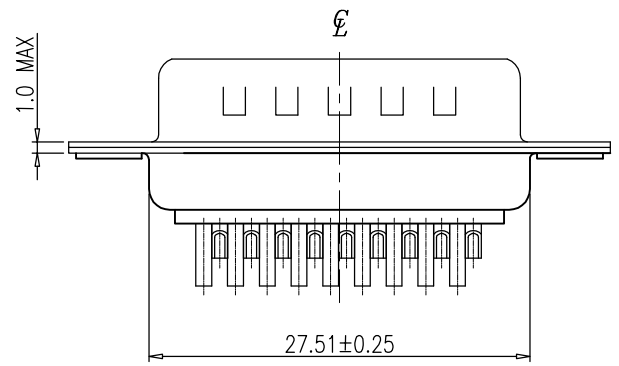
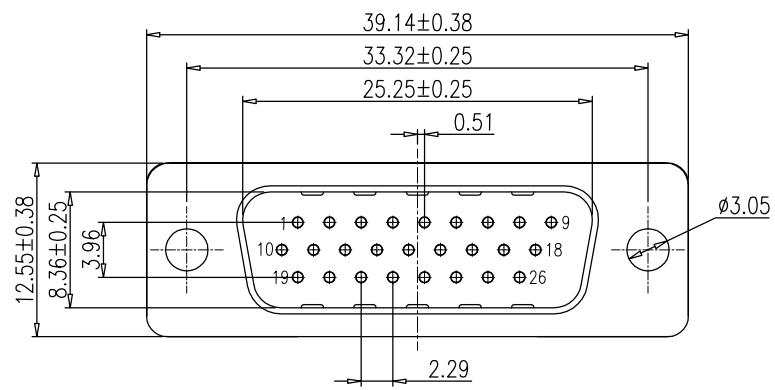


RoHS Compliant

| REVISIONS | | | |
|-----------|-------------|------|--------|
| REV. | DESCRIPTION | DATE | DESIGN |
| | | | |



NOTE:

- MATERIALS AND FINISHED
 INSULATOR : PBT+30% GF UL 94V-0,
 SHELL : STEEL, NI OR SN FINISHED
 CONTACT MATERIAL : BRASS, SELEVITE GOLD FINISHED
 RIVETED INSERT: BRASS MATERIAL ,TIN FINISHED
 WITH #4-40 THREADED ASSEMBLED
- ELECTRICAL CHARACTERISTICS
 CURRENT RATING : 3.0 AMP DC
 VOLTAGE RATING: 250 V DC
 CONTACT RESISTANCE :30 MILLIOHMS MAX.
 DIELECTRIC WITHSTANDING VOLTAGE : 1000 V AC MIN.
 INSULATION RESISTANCE : 1000 MEGAOHMS MIN.
- ENVIRONMENTAL
 OPERATING TEMPERATURE: -55°C ~ +85°C
 STORAGE TEMPERATURE:-55°C ~ +105°C
- HOW TO ORDER:

HBM211-26XXXXP-A0X10

Male

15:15Pin 26:26PIN
44:44Pin 62:62PIN

G:Full Gold

1:G/F" 5: 5u"
2:2u" 6: 10u" 8: 30u"
3:3u" 7: 15u" 9: 1u"

1. Front NI Back SN
3. Full Sn
5. Full NI

0: RoHs

7:Front rivet Solid nut(Iron)
5:Front rivet Solid nut(Copper)
2:Front rivet hollow nut(Copper)
1:Back rivet hollow nut(Copper)
0:Ø3.05 through Hole

A:No screw type
(Riveting Type)

P:PBT

L: Light blue
U: Blue(661C)
B: Black
W: White

Bestcreate Technology Limited

TOLERANCES UNLESS OTHERWISE SPECIFIED:

| | | | |
|------|--------|------|------|
| .X | ± 0.38 | X." | ± 3" |
| .XX | ± 0.25 | .X" | ± 2" |
| .XXX | ± 0.15 | .XX" | ± 1" |

Website:www.bsc-elec.com
Email:bestcreate@bsc-elec.com

DESIGN: DATE:

I. L 2017. 3. 1

CHECKED: DATE:

C. W 2017. 3. 1

APPROVED: DATE:

C. W 2017. 3. 1

TITLE:

HDB-26P MALE CONNECTOR FOR WIRE SOLDERING

MATERILA: PART NO: HBM211-26XXXXP-A0X10 SIZE: A4

FINSH: DWG NO: HBM211-26XXXXP-A0X10

| | | | |
|--------|---------|-----------|-----------------|
| REV: A | UNIT mm | SCALE 1=1 | QUALITY SYMBOLS |
|--------|---------|-----------|-----------------|