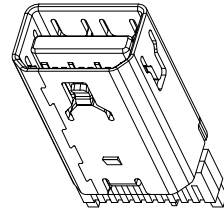
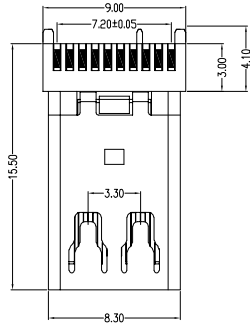


RoHS Compliant

REVISIONS			
REV.	DESCRIPTION	DATE	DESIGN



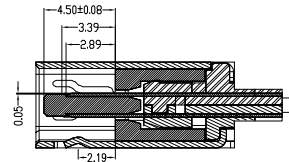
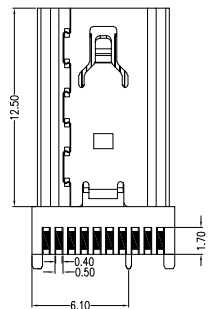
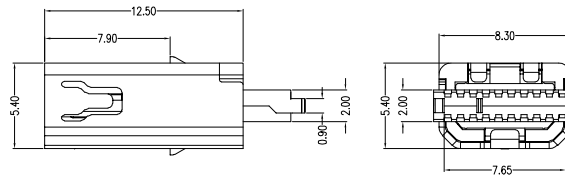
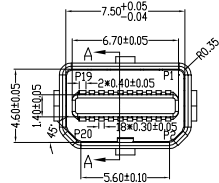
Top Row			Bottom Row		
Pin Number	Signal Type	Pin Name	Pin Number	Signal Type	Pin Name
1	GND	GND	2	In	HotPlug Detect
3	Out	ML_Lane 0(p)	4	CONFIG	CONFIG1
5	Out	ML_Lane 0(n)	6	CONFIG	CONFIG2
7	GND	GND	8	GND	GND
9	Out	ML_Lane 1(p)	10	Out	ML_Lane 3(p)
11	Out	ML_Lane 1(n)	12	Out	ML_Lane 3(n)
13	GND	GND	14	GND	GND
15	Out	ML_Lane 2(p)	16	I/O	AUX_CH(p)
17	Out	ML_Lane 2(n)	18	I/O	AUX_CH(n)
19	GND	GND	20	PWR Out	DP_PWR

Body and sheath: LCP+50%G.F UL94V-0 Color:Black
 Insert(Molding): LCP+30%G.F UL94V-0 Color:Black
 Contact: C5191;
 Plating: Gold plating over Nickel(40~80U")
 on contact area,Tin(100~250U")
 Plating on Solder Tail.
 Shell: Brass;
 Plating: Nickle(40~80U") Plating.

Insertion Force: 4.5Kg Max
 Withdrawal Force: 1.0~4.0Kg Min
 Durability: 5000 Cycles

Current Rating: 0.5 Ampere per contact
 Contact Resistance: 30 mΩ max.
 Insulation Resistance: 100MΩ Min
 Dielectric Withstanding Voltage: 500V AC Min

Operating Temperature: -40°C to +85°C.



截面 A-A

PART NO. INFORMATION

MDP09- F X X 5 X - 003-B

GENDER
 F: FEMALE
 M: MALE

CONTACT PLATED
 1: GOLD FLASH
 2: GOLD 3U"
 3: GOLD 5U"
 4: GOLD 10U"
 5: GOLD 15U"
 6: GOLD 30U"

PACKAGE
 R: TAPE REEL B:BAG
 HOUSING COLOR
 2: WHITE
 5: BLACK
 9: NATURE
 HOUSING MATERIAL
 A: LCP B: PBT
 C: PA9T D: PA6T
 E: PA46 F: PA66

Bestcreate Technology Limited

TOLERANCES UNLESS OTHERWISE SPECIFIED:

.X	± 0.35	.X.*	± 3"
.XX	± 0.25	.X.*	± 2"
.XXX	± 0.15	.XX.*	± 1"

Website: www.bsc-elec.com
 Email: bestcreate@bsc-elec.com

DESIGN: I.L
 DATE: 2017.3.1
 CHECKED: C.W
 DATE: 2017.3.1
 APPROVED: C.W
 DATE: 2017.3.1

TITLE: MINI DP FEMALE CONNECTOR FOR WIRE SOLDERING WITH LOCK PIN
 MATERIAL: MDP09-FXX5X-003-B
 PART NO: MDP09-FXX5X-003-B
 SIZE: A4
 DWG NO: MDP09-FXX5X-003-B

REV: A
 UNIT: mm
 SCALE: 1=1
 QUALITY SYMBOLS