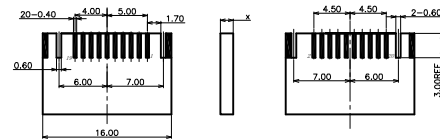
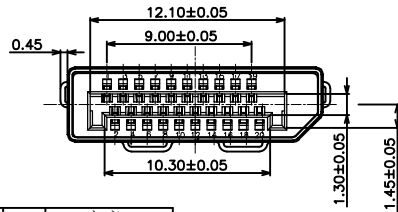
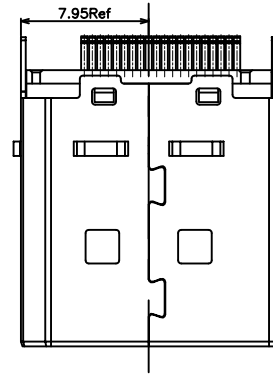
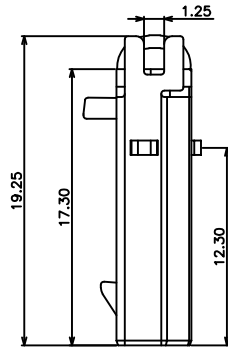
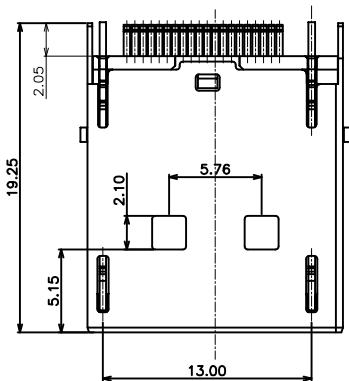
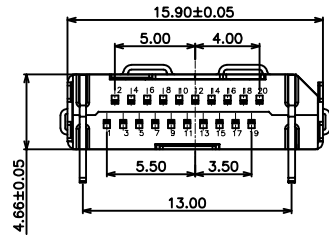


RoHS Compliant

REVISIONS			
REV.	DESCRIPTION	DATE	DESIGN



PCB Layout Reference  
SCALE 2:1

备注:

1. 材质:

- 1) 端子MOLDING: LCP+30%G/F, UL 94V-0, 颜色: 黑色
- 2) HOUSING: LCP+30%G/F, UL 94V-0, 颜色: 黑色
- 3) 端子: 材质: 磷铜C2680R-H T=0.20±0.01mm. " 接触区镀金G/F.
- 4) 外壳: SPCC & 黄铜 T=0.30 镍底: 50~100U" & 镀金G/F
- 5) 卡钩: 不锈钢SUS301 T=0.40

2. 电气特性:

- 1) 接触阻抗: 30mΩ MAX(初始) FOR VBUS AND GND CONNECTS, 其它50mΩ MAX(初始) 环境与寿命测试后的变化值: +10Ω MAX
- 2) 绝缘阻抗: 100MΩ MIN.
- 3) 额定电流: 1.5A
- 4) 耐压: 100V AC(RMS)

3. 机械特性

- 1) 插入力: 4.5kg MAX.
- 2) 拔出力: 1.0kg MIN. 4.0kg Max
- 3) 寿命: 5000 CYCLES
4. 环境特性: 使用温度: -40° C-85° C
5. 符合本公司环境物质管理标准
6. 盐雾: 24H

标记▽为重点管控尺寸.

标记⊙为FAL尺寸.

标记■为CPK尺寸.

PART NO. INFORMATION

DP09- M X X X X - 003-V3-B

GENDER  
F: FEMALE  
M: MALE

CONTACT PLATED  
1: GOLD FLASH  
2: GOLD 3U"  
3: GOLD 5U"  
4: GOLD 10U"  
5: GOLD 15U"  
6: GOLD 30U"

PACKAGE  
R: TAPE REEL T:TRAY  
HOUSING COLOR  
2: WHITE  
5: BLACK  
9: NATURE  
HOUSING MATERIAL  
A: LCP B: PBT  
C: PA9T D: PA6T  
E: PA46 F: PA66

PIN	定义	PIN	定义
1	ML Lane0 (P)	11	GND
2	GND	12	ML Lane3 (N)
3	ML Lane0 (N)	13	CFG1
4	ML Lane1 (P)	14	CFG2
5	GND	15	AUX (HLP)
6	ML Lane1 (N)	16	GND
7	ML Lane2 (P)	17	AUX (HLP)
8	GND	18	HOT PLUG
9	ML Lane2 (N)	19	Return(for Pwr)
10	ML Lane3 (P)	20	DP-PWR(3.3V 500mA)

Bestcreate Technology Limited

TOLERANCES UNLESS OTHERWISE SPECIFIED:

.X	± 0.25	X.*	± 3°
.XX	± 0.20	.X.*	± 2°
.XXX	± 0.15	.XX.*	± 1°

Website: www.bsc-elec.com

Email: bestcreate@bsc-elec.com

DESIGN:

DATE:

I. L

2017. 3. 1

CHECKED:

DATE:

C. W

2017. 3. 1

APPROVED:

DATE:

C. W

2017. 3. 1

TITLE:

DP 20P MALE CONNECTOR FOR 1.2MM PCB WITH HOOK

MATERILA:

PART NO:

DP09-MXXXX-003-V3-B

SIZE:

A4

FINSH:

DWG NO:

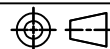
DP09-MXXXX-003-V3-B

REV: A

UNIT mm

SCALE 1=1

QUALITY SYMBOLS



1

2

3

4

5

6

7

8