

RoHS Compliant

REVISIONS			
REV.	DESCRIPTION	DATE	DESIGN

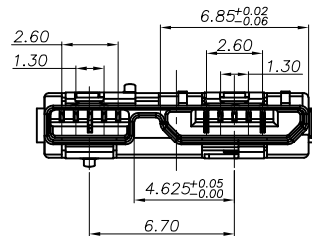
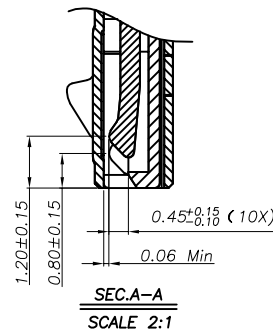
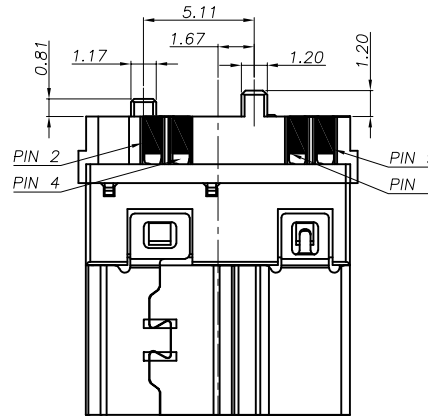
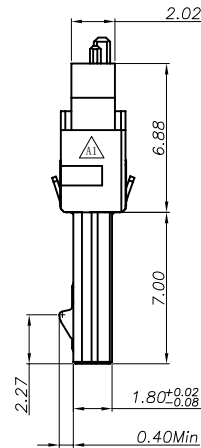
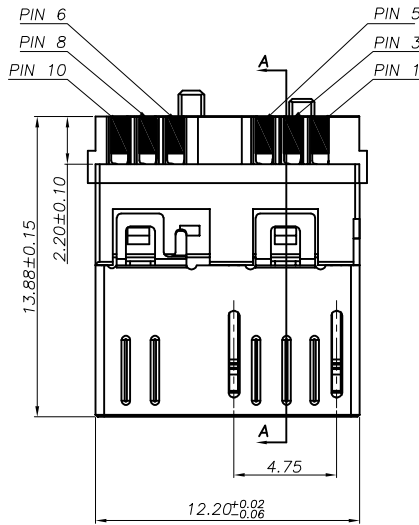
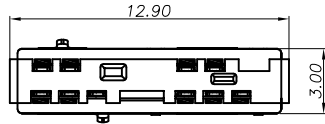
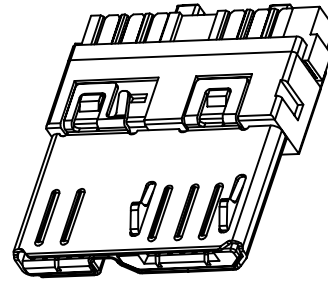
NOTE:  
 1.MATERIAL SPECIFICATION:  
 1.HOUSING:PBT,UL94 V-0.  
 2.CONTACTS: COPPER ALLOY(C5191)  
 3.FRONT SHELL: STAINLESS STEEL(SUS304)  
 4.BACK COVER: LCP,UL94 V-0.  
 2.PLATING SPECIFICATION:  
 2-1.TERMINAL:  
 Ni 50u" MIN. UNDER PLATED OVER ALL.  
 Au PLATED ON THE FUNCTIONAL AREA OF CONTACT.  
 (GOLD PLATING THICKNESS FOLLOW THE P/N)  
 PLATING SPECIFICATIONS OF THE SOLDER AREA FOLLOW THE P/N  
 2-2.FRONT SHELL:  
 Ni 30u" MIN. UNDER PLATED OVER ALL.  
 3.MECHANICAL PERFORMANCE,  
 3-1.INSERTION FORCE: 3.5Kgf MAX  
 3-2.REMOVAL FORCE: 1.02kgf MIN  
 3-3.DURABILITY: 10000 CYCLES.  
 4.ELECTRICAL PERFORMANCE,  
 4-1.CURRENT RATING:  
 VBUS & GND PINS: 1.8A MAX.  
 OTHER PINS: 0.25A MAX.  
 4-2. LLCR:  
 VBUS & GND PINS : 30mΩ/PIN MAX.  
 ALL OTHER PINS: 50mΩ/PIN MAX.  
 LLCR MAX. CHANGE OF ALL PINS: 10mΩ.  
 4-3.INSULATION RESISTANCE: 100MΩ MIN  
 4-4.DIELECTRIC WITHSTAND VOLTAGE,AC 100V FOR 1 MINUTE.  
 5. ENVIRONMENTAL PERFORMANCE:  
 OPERATING TEMPERATURE: -25°C~+85°C.

PART NO. INFORMATION. U04-B M X X X X - 005

PORT TYPE  
 B: TYPE B  
 GENDER  
 F: FEMALE  
 M: MALE  
 CONTACT PLATED  
 1: GOLD FLASH  
 2: GOLD 3U"  
 3: GOLD 5U"  
 4: GOLD 10U"  
 5: GOLD 15U"  
 6: GOLD 30U"  
 PACKAGE  
 T: TRAY B:BAG  
 HOUSING COLOR  
 2: WHITE  
 5: BLACK  
 9: BLUE  
 HOUSING MATERIAL  
 A: LCP B: PBT  
 C: PA9T D: PA6T  
 E: PA46 F: PA66

TABLE 1

ITEM	P/N	HOUSING COLOR	FUNCTIONAL AREA	SOLDER AREA	SHELL PLATING
8	U04-BM1B9X-004	BLUE	G/F	SN	NI
7	U04-BM2B5X-004	BLACK	Au:3u"	SN	G/F
6	U04-BM1B5X-004	BLACK	G/F	G/F	G/F
5	U04-BM2B5X-004	BLACK	Au:3u"	SN	Au:0.8u"
4	U04-BM5B9X-004	BLUE	Au:15u"	SN	NI
3	U04-BM6B5X-004	BLACK	Au:30u"	SN	G/F
2	U04-BM5B5X-004	BLACK	Au:15u"	SN	NI
1	U04-BM1B5X-004	BLACK	Au:1u"	SN	NI



**Bestcreate Technology Limited**

TOLERANCES UNLESS OTHERWISE SPECIFIED:

X.	± 0.30	X."	± 10"
.X	± 0.20	.X"	± 8"
.XX	± 0.10	.XX"	± 5"

Website: [www.bsc-elec.com](http://www.bsc-elec.com)  
 Email: [bestcreate@bsc-elec.com](mailto:bestcreate@bsc-elec.com)

DESIGN: DATE:

I. L 2017. 3. 1

CHECKED: DATE:

C. W 2017. 3. 1

APPROVED: DATE:

C. W 2017. 3. 1

TITLE: MICRO USB 3.0 B MALE CONNECTOR FOR AUTO SOLDERING AUTO

MATERILA: PART NO: U04-BMXX5X-005 SIZE: A4

FINSH: DWG NO: U04-BMXX5X-005

REV:	UNIT	SCALE	QUALITY SYMBOLS
A	mm	1=1	