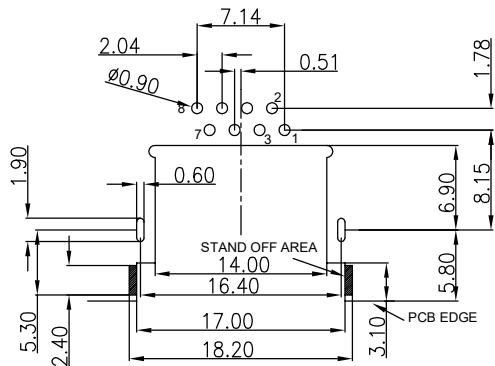
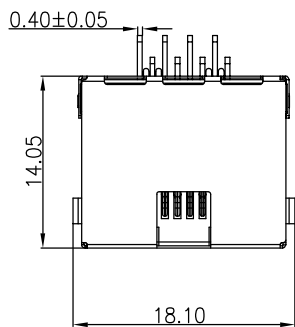
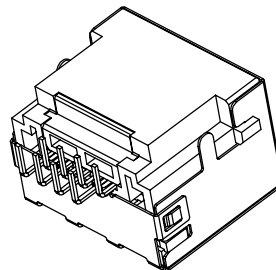
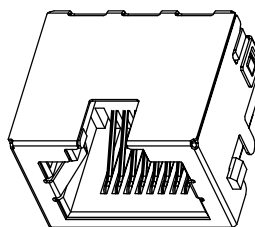
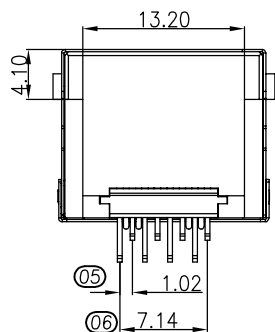
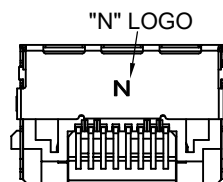
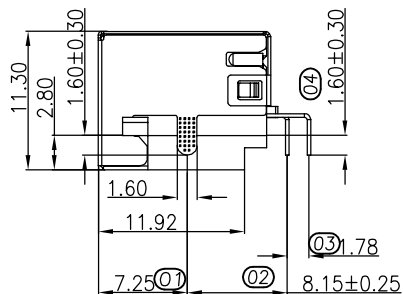
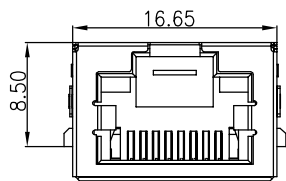


RoHS Compliant

REVISIONS			
REV.	DESCRIPTION	DATE	DESIGN



PCBLAYOUT TOP VIEW
TOL:±0.05(THICKNESS=1.60)



NOTES:

- HOUSING MATERIAL:GLASS FILLED POLYESTER UL94V-0.
- CONTACT MATERIAL:COPPER ALLOY,T=0.30.
- PLATING: GOLD PLATED ON CONTACT AREA, 100u"MIN. TIN PLATED ON SOLDERING AREA, 50u"MIN. NICKEL PLATED OVERALL.
- SHELL:COPPER ALLOY,T=0.20. 30u"MIN. NICKEL PLATED OVERALL.

ELECTRICAL:

- VOLTAGE RATING: 125V AC RMS.
- CURRENT RAIING: 1.5AMP.
- CONTACT RESISTANCE: 40MILLIOHMS MAX.
- INSULATION RESISTANCE: 500MEGOHMS MIN @100V DC.

MECHANICAL:

- DURRABILITY: 750 CYCLES MIN.
- INSERTION FORCE : 20N MAX.
- REMOVAL FORCE(WITHOUT PLUG LOCK) : 20N MAX.

ENVIRONMENTAL:

- STORAGE: -40°C~85°C
- OPERATION:-40°C~85°C

*Apply to the EU standards(ROSH)

1. 01~06 FOR QIP DIM.

PART NO. INFORMATION

RJ01- X 5 X X - 024

CONTACT PLATED

- G/F
- AU 3U"
- AU 6U"
- AU 15U"
- AU 30U"

PACKAGE
R: TAPE REEL
T: TRAY

HOUSING:

- PBT BLACK
- PBT YELLOW
- PA46 BLACK
- PBT BLUE
- PA9T BLUE
- PA9T YELLOW

Bestcreate Technology Limited

TOLERANCES UNLESS OTHERWISE SPECIFIED:

.X	± 0.30	X.*	± 3'
.XX	± 0.20	.X*	± 2'
.XXX	± 0.10	.XX*	± 1'

Website:www.bsc-elec.com
Email:bestcreate@bsc-elec.com

DESIGN: I.L
DATE: 2017.3.1

CHECKED: C.W
DATE: 2017.3.1

APPROVED: C.W
DATE: 2017.3.1

TITLE: MID MOUNT 2.8MM RJ45 8P8C FEMALE CONNECTOR
DIP TYPE

MATERILA: PART NO: RJ01-X5XX-024 SIZE: A4

FINSH: DWG NO: RJ01-X5XX-024

REV: A UNIT mm SCALE 1=1 QUALITY SYMBOLS